

Syl-lighter LED II

Syl-Lighter LED II 195 RO 15W WW

3031808



Range Features

- Syl-Lighter LED II is available in 4 different round body sizes: 165mm, 195mm, 220mm & 240mm
- Syl-Lighter LED II 165 12W delivers a 1,134 lumen output (4,000K) - perfect for 1x26W CFL replacement
- Syl-Lighter LED II 195 15W delivers a 1,480 lumen output (4,000K) - perfect for 1x32W/2x18W CFL replacement
- Syl-Lighter LED II 220 21W delivers a 1,989 lumen output (4,000K) - perfect for 1x42W CFL replacement
- Syl-Lighter LED II 240 25W delivers a 2,289 lumen output (4,000K) - perfect for 2x26W CFL replacement
- High efficacy up to 99lm/W (Syl-Lighter LED II 195 4,000K)
- IP44 rating allows for installation in applicable wet zone areas
- Choice of 3,000K (warm white) or 4,000K (neutral white)
- Shallow recess depth of <65mm
- Can replace existing large CFL downlights using a 225mm ceiling cut out (Syl-Lighter LED II 240)
- Energy efficient electronic gear including analogue 1-10V and DALI dimmable options
- IK07 polycarbonate diffuser allows for a wider light distribution than a reflector downlight, allowing for increased spacings between luminaires
- 3 hour emergency pack available (to be ordered in addition to the luminaire)
- Ideal for applications such as corridors, public WCs and back of house areas
- Quick and easy to install
- Loop in-Loop out facility with red push fit terminal block for quick wiring
- White bezel (RAL 9003)
- Energy Class: A++, A+, A
- Long lifetime: 50,000 hours life at L70 (L80: 30,000 hours, L90: 15,000 hours)



PRODUKTÜBERSICHT

Strahlwinkel (°)	74
Zertifizierungen	CE
Farbtemperatur (K)	3000
Farbe	White (RAL 9003)
Ra	80
Dimmbar	Non-dim / not dimmable (switched only)
EAN-Code	8711971318088
Lichtstrom (lm)	1367
Gehäuse	Aluminium
IK-Einstufung	IK07
IP-Einstufung	IP44
Lichtfarbe	Warm white
Leuchtenbetriebswirkungsgrad (%)	100
Montage	Ceiling recessed
Bestellnummer	3031808
Lichtausbeute (Nennwert) (lm/W)	91.13
Durchschnittliche Lebensdauer (Nennwert) (h)	50000

Syl-lighter LED II

Syl-Lighter LED II 195 RO 15W WW

3031808

Technologie	LED (5 step SDCM)
Spannung (V)	220-240
Lampe enthalten	Integrated LED

DATENTABELLE

Optische Daten

Strahlwinkel (°)	74
Farbtemperatur (K)	3000
Ra	80
Verteilungstyp	Direct - Symmetrical
Lichtstrom (lm)	1367
Lichtfarbe	Warm white
Leuchtenbetriebswirkungsgrad (%)	100

Allgemeine Daten

Zertifizierungen	CE
Betriebsgerätetyp	Electronic
Dimmbar	Non-dim / not dimmable (switched only)
EAN-Code	8711971318088
Umwelt	Interior
Allgemeiner Einsatz	Hospitality; Office ; Logistics & Industry
Gehäuse	Aluminium
Montage	Ceiling recessed
Bestellnummer	3031808

Syl-lighter LED II

Syl-Lighter LED II 195 RO 15W WW

3031808

Lange Bezeichnung

Syl-Lighter LED II is available in 4 different round body sizes: 165mm, 195mm, 220mm & 240mm
 Syl-Lighter LED II 165 12W delivers a 1,134 lumen output (4,000K)
 - perfect for 1x26W CFL replacement
 Syl-Lighter LED II 195 15W delivers a 1,480 lumen output (4,000K)
 - perfect for 1x32W/2x18W CFL replacement
 Syl-Lighter LED II 220 21W delivers a 1,989 lumen output (4,000K)
 - perfect for 1x42W CFL replacement
 Syl-Lighter LED II 240 25W delivers a 2,289 lumen output (4,000K)- perfect for 2x26W CFL replacement
 High efficacy up to 99lm/W (Syl-Lighter LED II 195 4,000K)
 IP44 rating allows for installation in applicable wet zone areas
 Choice of 3,000K (warm white) or 4,000K (neutral white)
 Shallow recess depth of <65mm
 Can replace existing large CFL downlights using a 225mm ceiling cut out (Syl-Lighter LED II 240)
 Energy efficient electronic gear including analogue 1-10V and DALI dimmable options
 IK07 polycarbonate diffuser allows for a wider light distribution than a reflector downlight, allowing for increased spacings between luminaires
 3 hour emergency pack available (to be ordered in addition to the luminaire)
 Ideal for applications such as corridors, public WCs and back of house areas
 Quick and easy to install
 Loop in-Loop out facility with red push fit terminal block for quick wiring
 White bezel (RAL 9003)
 Energy Class: A++, A+, A
 Long lifetime: 50,000 hours life at L70 (L80: 30,000 hours, L90: 15,000 hours)

Produktname	Syl-Lighter LED II 195 RO 15W WW
Durchschnittliche Lebensdauer (Nennwert) (h)	50000
Technologie	LED (5 step SDCM)

Product features

IP44 round LED downlight with outputs of up to 2,289lm and an efficacy of up to 99lm/W. Polycarbonate diffuser with a white bezel. Shallow recess depth (<65mm). Available in 12, 15, 21 & 25W in 165mm, 195mm, 220mm & 240mm body sizes and up to 225mm ceiling cut outs. Perfect for up to 2x26W CFL replacement. Includes loop-in loop-out facility for quick installation.

Physikalische Daten

Farbe	White (RAL 9003)
Durchmesser der Ausfräsung (mm)	175 x 175
Form der Ausfräsung	Round
Diffusoroberfläche	Opal
Diffusormaterial	Polycarbonate
Höhe (mm)	55

Syl-lighter LED II

Syl-Lighter LED II 195 RO 15W WW

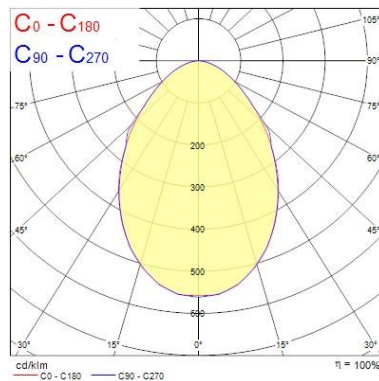
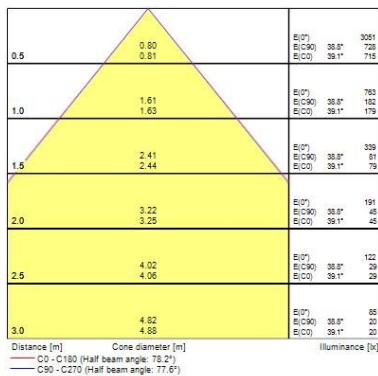
3031808

IK-Einstufung	IK07
IP-Einstufung	IP44
Inklusive Lampe	Yes
Länge (mm)	195
Reflektoroberfläche	Diffuser
Gewicht (kg)	0.45
Breite (mm)	195
Lampe enthalten	Integrated LED

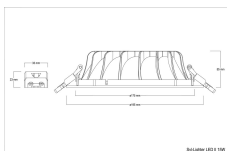
Elektrische Daten

Treiberstrom (mA)	300
Elektrische Schutzklassen	Class II
Glühdrahttest	650
Lichtausbeute (Nennwert) (lm/W)	91.13
Ta-Nennwert (°C)	-10 to +40
Leistungsaufnahme gesamt (W)	15
Spannung (V)	220-240

PHOTOMETRIE



TECHNISCHE ZEICHNUNGEN





Syl-lighter LED II

Syl-Lighter LED II 195 RO 15W WW


3031808


Lumiance 3031808


 Diese Leuchte enthält eingebaute LED-Lampen.

 } LED


Die Lampen können in der Leuchte nicht ausgetauscht werden.





874/2012 

 Diese Leuchte enthält eingebaute LED-Lampen.

Die Lampen können in der Leuchte nicht ausgetauscht werden.



 } LED

Lumiance 3031808 

874/2012