



## LED System Matrix

Image	Article no.	Module	Current	Min.	Max.	Wiring	Article no.	Control gear	Application	SELV	Dimmable	Resistor value
	28000142	QLE-G2-1250-830-CLA	300	1	1	series	28000132	LCAI 20W 150-400mA ECO Ip	inbuilt linear	yes, 60V	yes	27,40 kΩ
	28000143	QLE-G2-1250-840-CLA										
	28000169	QLE-G2-1250-850-CLA										
	28000167	QLE-G2-1250-830-CLA-EM										
	28000168	QLE-G2-1250-840-CLA-EM										
	28000215	QLE-G2-1250-830-CLA-XACT										
28000216	QLE-G2-1250-840-CLA-XACT											
			300	2	3	series	28000133	LCAI 35W 150-400mA ECO Ip	inbuilt linear	no	yes	27,40 kΩ
			300	3	3	series	86459430	LCAI 040/0300	inbuilt linear	no	yes	n.a.
			300	4	6	series	28000134	LCAI 65W 150-400mA ECO Ip	inbuilt linear	no	yes	27,40 kΩ
			300	4	6	series	28000210	LCAI 070/0300	inbuilt linear	no	yes	n.a.
			300	1	1	series	28000205	LCI 20W 150mA-400mA TOP Ip	inbuilt linear	yes, 60V	no	27,40 kΩ
			300	2	3	series	28000161	LCI 040/0300 I010	inbuilt linear	no	no	n.a.
			300	4	6	series	28000160	LCI 070/0300 I010	inbuilt linear	no	no	n.a.
			350	1	1	series	28000132	LCAI 20W 150-400mA ECO Ip	inbuilt linear	yes, 60V	yes	12,00 kΩ
			350	1	1	series	28000122	LCAI 20W 350-900mA ECO C	inbuilt compact	yes, 60V	yes	open circuit
			350	1	1	series	28000123	LCAI 20W 350-900mA ECO SR	independent	yes, 60V	yes	open circuit
			350	2	2	series	28000133	LCAI 35W 150-400mA ECO Ip	inbuilt linear	no	yes	12,00 kΩ
			350	2	2	series	28000124	LCAI 35W 350-900mA ECO C	inbuilt compact	yes, 120V	yes	open circuit
			350	2	2	series	28000125	LCAI 35W 350-900mA ECO SR	independent	yes, 120V	yes	open circuit
			350	3	3	series	86459431	LCAI 050/0350	inbuilt linear	no	yes	n.a.
			350	3	5	series	28000134	LCAI 65W 150-400mA ECO Ip	inbuilt linear	no	yes	12,00 kΩ
			350	4	6	series	28000211	LCAI 080/0350	inbuilt linear	no	yes	n.a.
							86459393					
			350	1	1	series	28000205	LCI 20W 150mA-400mA TOP Ip	inbuilt linear	yes, 60V	no	12,00 kΩ
			350	1	1	series	28000191	LCI 20W 350mA-900mA TOP C	inbuilt compact	yes, 60V	no	open circuit
			350	1	1	series	28000192	LCI 20W 350mA-900mA TOP SR	independent	yes, 60V	no	open circuit
			350	2	2	series	28000193	LCI 35W 350mA-900mA TOP C	inbuilt compact	yes, 120V	no	open circuit
			350	2	2	series	28000194	LCI 35W 350mA-900mA TOP SR	independent	yes, 120V	no	open circuit
			350	2	3	series	28000159	LCI 050/0350 I010	inbuilt linear	no	no	n.a.
			350	4	6	series	28000093	LCI 080/0350 I010	inbuilt linear	no	no	n.a.
			350	1	1	series	87500220	LCI 20W 350mA TEC Ip	inbuilt linear	yes, 120V	no	n.a.
			350	1	1	series	87500079	LCI 20W 350mA TEC C	inbuilt compact	yes, 120V	no	n.a.
			350	1	1	series	87500187	LCI 20W 350mA TEC SR	independent	yes, 120V	no	n.a.
			350	2	2	series	87500223	LCI 35W 350mA TEC Ip	inbuilt linear	yes, 120V	no	n.a.
			350	2	2	series	87500192	LCI 35W 350mA TEC C	inbuilt compact	yes, 120V	no	n.a.
			350	2	2	series	87500193	LCI 35W 350mA TEC SR	independent	yes, 120V	no	n.a.
			350	1	1	series	89800255	LCBI 15W 350mA BASIC phase-cut Ip	inbuilt linear	yes, 60V	phase-cut	n.a.
			350	1	1	series	89800266	LCBI 15W 350mA BASIC phase-cut SR	independent	yes, 60V	phase-cut	n.a.
			350	1	1	series	89800277	LCI 15W 350mA stepDIM Ip	inbuilt linear	yes, 60V	phase-cut	n.a.
			300	2	4	parallel	28000245	LCI 4x16W 200mA-400mA Ip	inbuilt linear	yes, 60V	no	86,60 kΩ
			350	1	4	parallel	28000245	LCI 4x16W 200mA-400mA Ip	inbuilt linear	yes, 60V	no	309,00 kΩ
	28000243	QLE-G2-250-1250-830-CLA	300	1	1	series	28000132	LCAI 20W 150-400mA ECO Ip	inbuilt linear	yes, 60V	yes	27,40 kΩ
	28000244	QLE-G2-250-1250-840-CLA										
			300	2	3	series	28000133	LCAI 35W 150-400mA ECO Ip	inbuilt linear	no	yes	27,40 kΩ
			300	3	3	series	86459430	LCAI 040/0300	inbuilt linear	no	yes	n.a.
			300	4	6	series	28000134	LCAI 65W 150-400mA ECO Ip	inbuilt linear	no	yes	27,40 kΩ
			300	4	6	series	28000210	LCAI 070/0300	inbuilt linear	no	yes	n.a.
			300	1	1	series	28000205	LCI 20W 150mA-400mA TOP Ip	inbuilt linear	yes, 60V	no	27,40 kΩ

**LED System Matrix**

Image	Article no.	Module	Current	Min.	Max.	Wiring	Article no.	Control gear	Application	SELV	Dimmable	Resistor value
			300	2	3	series	28000161	LCI 040/0300 I010	inbuilt linear	no	no	n.a.
			300	4	6	series	28000160	LCI 070/0300 I010	inbuilt linear	no	no	n.a.
			350	1	1	series	28000132	LCAI 20W 150-400mA ECO Ip	inbuilt linear	yes, 60V	yes	12,00 kΩ
			350	1	1	series	28000122	LCAI 20W 350-900mA ECO C	inbuilt compact	yes, 60V	yes	open circuit
			350	1	1	series	28000123	LCAI 20W 350-900mA ECO SR	independent	yes, 60V	yes	open circuit
			350	2	2	series	28000133	LCAI 35W 150-400mA ECO Ip	inbuilt linear	no	yes	12,00 kΩ
			350	2	2	series	28000124	LCAI 35W 350-900mA ECO C	inbuilt compact	yes, 120V	yes	open circuit
			350	2	2	series	28000125	LCAI 35W 350-900mA ECO SR	independent	yes, 120V	yes	open circuit
			350	3	3	series	86459431	LCAI 050/0350	inbuilt linear	no	yes	n.a.
			350	3	5	series	28000134	LCAI 65W 150-400mA ECO Ip	inbuilt linear	no	yes	12,00 kΩ
			350	4	6	series	28000211	LCAI 080/0350	inbuilt linear	no	yes	n.a.
							86459393					
			350	1	1	series	28000205	LCI 20W 150mA-400mA TOP Ip	inbuilt linear	yes, 60V	no	12,00 kΩ
			350	1	1	series	28000191	LCI 20W 350mA-900mA TOP C	inbuilt compact	yes, 60V	no	open circuit
			350	1	1	series	28000192	LCI 20W 350mA-900mA TOP SR	independent	yes, 60V	no	open circuit
			350	2	2	series	28000193	LCI 35W 350mA-900mA TOP C	inbuilt compact	yes, 120V	no	open circuit
			350	2	2	series	28000194	LCI 35W 350mA-900mA TOP SR	independent	yes, 120V	no	open circuit
			350	2	3	series	28000159	LCI 050/0350 I010	inbuilt linear	no	no	n.a.
			350	4	6	series	28000093	LCI 080/0350 I010	inbuilt linear	no	no	n.a.
			350	1	1	series	87500220	LCI 20W 350mA TEC Ip	inbuilt linear	yes, 120V	no	n.a.
			350	1	1	series	87500079	LCI 20W 350mA TEC C	inbuilt compact	yes, 120V	no	n.a.
			350	1	1	series	87500187	LCI 20W 350mA TEC SR	independent	yes, 120V	no	n.a.
			350	2	2	series	87500223	LCI 35W 350mA TEC Ip	inbuilt linear	yes, 120V	no	n.a.
			350	2	2	series	87500192	LCI 35W 350mA TEC C	inbuilt compact	yes, 120V	no	n.a.
			350	2	2	series	87500193	LCI 35W 350mA TEC SR	independent	yes, 120V	no	n.a.
			350	1	1	series	89800255	LCBI 15W 350mA BASIC phase-cut Ip	inbuilt linear	yes, 60V	phase-cut	n.a.
			350	1	1	series	89800266	LCBI 15W 350mA BASIC phase-cut SR	independent	yes, 60V	phase-cut	n.a.
			350	1	1	series	89800277	LCI 15W 350mA stepDIM Ip	inbuilt linear	yes, 60V	phase-cut	n.a.
			300	2	4	parallel	28000245	LCI 4x16W 200mA-400mA Ip	inbuilt linear	yes, 60V	no	86,60 kΩ
			350	1	4	parallel	28000245	LCI 4x16W 200mA-400mA Ip	inbuilt linear	yes, 60V	no	309,00 kΩ
	89601866	QLE-380-5000-830-CLA	1050	1	1	series	28000128	LCAI 55W 900-1750mA ECO C	inbuilt compact	yes, 60V	yes	56,00 kΩ
	89601867	QLE-380-5000-840-CLA										
			1050	1	1	series	28000129	LCAI 55W 900-1750mA ECO SR	independent	yes, 60V	yes	56,00 kΩ
			1050	1	1	series	28000139	LCAI 65W 900-1750mA ECO Ip	inbuilt linear	yes, 120V	yes	56,00 kΩ
			1050	1	1	series	28000199	LCI 55W 900mA-1750mA TOP C	inbuilt compact	yes, 60V	no	56,00 kΩ
			1050	1	1	series	28000200	LCI 55W 900mA-1750mA TOP SR	independent	yes, 60V	no	56,00 kΩ
	28000094	LLE-24-280-1250-830-CLA	300	1	1	series	28000132	LCAI 20W 150-400mA ECO Ip	inbuilt linear	yes, 60V	yes	27,40 kΩ
	28000095	LLE-24-280-1250-840-CLA										
	25000820	LLE-24-280-1250-850-CLA										
	25000816	LLE-24-280-1250-830-CLA-EM										
	25000818	LLE-24-280-1250-840-CLA-EM										
			300	2	3	series	28000133	LCAI 35W 150-400mA ECO Ip	inbuilt linear	no	yes	27,40 kΩ
			300	2	3	series	86459430	LCAI 040/0300	inbuilt linear	no	yes	n.a.
			300	4	5	series	28000134	LCAI 65W 150-400mA ECO Ip	inbuilt linear	no	yes	27,40 kΩ
			300	4	6	series	28000210	LCAI 070/0300	inbuilt linear	no	yes	n.a.
			300	1	1	series	28000205	LCI 20W 150mA-400mA TOP Ip	inbuilt linear	yes, 60V	no	27,40 kΩ
			350	1	1	series	28000132	LCAI 20W 150-400mA ECO Ip	inbuilt linear	yes, 60V	yes	12,00 kΩ
			350	1	1	series	28000122	LCAI 20W 350-900mA ECO C	inbuilt compact	yes, 60V	yes	open circuit
			350	1	1	series	28000123	LCAI 20W 350-900mA ECO SR	independent	yes, 60V	yes	open circuit

## LED System Matrix

Image	Article no.	Module	Current	Min.	Max.	Wiring	Article no.	Control gear	Application	SELV	Dimmable	Resistor value
			350	2	2	series	28000133	LCAI 35W 150-400mA ECO Ip	inbuilt linear	no	yes	12,00 kΩ
			350	2	2	series	28000124	LCAI 35W 350-900mA ECO C	inbuilt compact	yes, 120V	yes	open circuit
			350	2	2	series	28000125	LCAI 35W 350-900mA ECO SR	independent	yes, 120V	yes	open circuit
			350	2	3	series	86459431	LCAI 050/0350	inbuilt linear	no	yes	n.a.
			350	3	5	series	28000134	LCAI 65W 150-400mA ECO Ip	inbuilt linear	no	yes	12,00 kΩ
			350	4	6	series	28000211	LCAI 080/0350	inbuilt linear	no	yes	n.a.
							86459393					
			350	1	1	series	28000205	LCI 20W 150mA-400mA TOP Ip	inbuilt linear	yes, 60V	no	12,00 kΩ
			350	1	1	series	28000191	LCI 20W 350mA-900mA TOP C	inbuilt compact	yes, 60V	no	open circuit
			350	1	1	series	28000192	LCI 20W 350mA-900mA TOP SR	independent	yes, 60V	no	open circuit
			350	2	2	series	28000193	LCI 35W 350mA-900mA TOP C	inbuilt compact	yes, 120V	no	open circuit
			350	2	2	series	28000194	LCI 35W 350mA-900mA TOP SR	independent	yes, 120V	no	open circuit
			350	1	1	series	87500220	LCI 20W 350mA TEC Ip	inbuilt linear	yes, 120V	no	n.a.
			350	2	2	series	87500223	LCI 35W 350mA TEC Ip	inbuilt linear	yes, 120V	no	n.a.
			350	2	2	series	87500192	LCI 35W 350mA TEC C	inbuilt compact	yes, 120V	no	n.a.
			350	2	2	series	87500193	LCI 35W 350mA TEC SR	independent	yes, 120V	no	n.a.
			350	1	1	series	89800277	LCI 15W 350mA stepDIM Ip	inbuilt linear	yes, 60V	phase-cut	n.a.
			300	2	4	parallel	28000245	LCI 4x16W 200mA-400mA Ip	inbuilt linear	yes, 60V	no	86,60 kΩ
			350	1	4	parallel	28000245	LCI 4x16W 200mA-400mA Ip	inbuilt linear	yes, 60V	no	309,00 kΩ
			300	2	3	series	28000161	LCI 040/0300 I010	inbuilt linear	no	no	n.a.
			300	4	6	series	28000160	LCI 070/0300 I010	inbuilt linear	no	no	n.a.
			350	2	3	series	28000159	LCI 050/0350 I010	inbuilt linear	no	no	n.a.
			350	4	6	series	28000093	LCI 080/0350 I010	inbuilt linear	no	no	n.a.
	28000155	LLE-24-280-650-830-CLA	300	2	2	series	28000132	LCAI 20W 150-400mA ECO Ip	inbuilt linear	yes, 60V	yes	27,40 kΩ
	28000156	LLE-24-280-650-840-CLA										
			300	4	5	series	28000133	LCAI 35W 150-400mA ECO Ip	inbuilt linear	no	yes	27,40 kΩ
			300	4	6	series	86459430	LCAI 040/0300	inbuilt linear	no	yes	n.a.
			300	6	10	series	28000134	LCAI 65W 150-400mA ECO Ip	inbuilt linear	no	yes	27,40 kΩ
			300	7	11	series	28000210	LCAI 070/0300	inbuilt linear	no	yes	n.a.
			300	1	1	series	28000189	LCI 10W 150mA-400mA TOP C	inbuilt compact	yes, 60V	no	27,40 kΩ
			300	2	2	series	28000205	LCI 20W 150mA-400mA TOP Ip	inbuilt linear	yes, 60V	no	27,40 kΩ
			350	2	2	series	28000132	LCAI 20W 150-400mA ECO Ip	inbuilt linear	yes, 60V	yes	12,00 kΩ
			350	2	2	series	28000122	LCAI 20W 350-900mA ECO C	inbuilt compact	yes, 60V	yes	open circuit
			350	2	2	series	28000123	LCAI 20W 350-900mA ECO SR	independent	yes, 60V	yes	open circuit
			350	3	4	series	28000133	LCAI 35W 150-400mA ECO Ip	inbuilt linear	no	yes	12,00 kΩ
			350	3	4	series	28000124	LCAI 35W 350-900mA ECO C	inbuilt compact	yes, 120V	yes	open circuit
			350	3	4	series	28000125	LCAI 35W 350-900mA ECO SR	independent	yes, 120V	yes	open circuit
			350	4	6	series	86459431	LCAI 050/0350	inbuilt linear	no	yes	n.a.
			350	6	9	series	28000134	LCAI 65W 150-400mA ECO Ip	inbuilt linear	no	yes	12,00 kΩ
			350	7	11	series	28000211	LCAI 080/0350	inbuilt linear	no	yes	n.a.
							86459393					
			350	1	1	series	28000189	LCI 10W 150mA-400mA TOP C	inbuilt compact	yes, 60V	no	12,00 kΩ
			350	1	1	series	28000190	LCI 10W 350mA-900mA TOP C	inbuilt compact	yes, 60V	no	open circuit
			350	2	2	series	28000205	LCI 20W 150mA-400mA TOP Ip	inbuilt linear	yes, 60V	no	12,00 kΩ
			350	2	2	series	28000191	LCI 20W 350mA-900mA TOP C	inbuilt compact	yes, 60V	no	open circuit
			350	2	2	series	28000192	LCI 20W 350mA-900mA TOP SR	independent	yes, 60V	no	open circuit
			350	3	4	series	28000193	LCI 35W 350mA-900mA TOP C	inbuilt compact	yes, 120V	no	open circuit
			350	3	4	series	28000194	LCI 35W 350mA-900mA TOP SR	independent	yes, 120V	no	open circuit
			350	1	1	series	87500219	LCI 10W 350mA TEC Ip	inbuilt linear	yes, 60V	no	n.a.

**LED System Matrix**

Image	Article no.	Module	Current	Min.	Max.	Wiring	Article no.	Control gear	Application	SELV	Dimmable	Resistor value
			350	1	1	series	87500239	LCI 10W 350mA TEC C	inbuilt compact	yes, 60V	no	n.a.
			350	1	1	series	87500240	LCI 10W 350mA TEC SR	inbuilt compact	yes, 60V	no	n.a.
			350	2	2	series	87500220	LCI 20W 350mA TEC Ip	inbuilt linear	yes, 120V	no	n.a.
			350	3	4	series	87500223	LCI 35W 350mA TEC Ip	inbuilt linear	yes, 120V	no	n.a.
			350	3	4	series	87500192	LCI 35W 350mA TEC C	inbuilt compact	yes, 120V	no	n.a.
			350	3	4	series	87500193	LCI 35W 350mA TEC SR	independent	yes, 120V	no	n.a.
			350	2	2	series	89800277	LCI 15W 350mA stepDIM Ip	inbuilt linear	yes, 60V	phase-cut	n.a.
			300	4	6	series	28000161	LCI 040/0300 I010	inbuilt linear	no	no	n.a.
			300	7	11	series	28000160	LCI 070/0300 I010	inbuilt linear	no	no	n.a.
			350	4	6	series	28000159	LCI 050/0350 I010	inbuilt linear	no	no	n.a.
			350	7	11	series	28000093	LCI 080/0350 I010	inbuilt linear	no	no	n.a.
	28000157	LLE-24-560-1300-830-CLA	300	1	1	series	28000132	LCAI 20W 150-400mA ECO Ip	inbuilt linear	yes, 60V	yes	27,40 kΩ
	28000158	LLE-24-560-1300-840-CLA										
			300	2	2	series	28000133	LCAI 35W 150-400mA ECO Ip	inbuilt linear	no	yes	27,40 kΩ
			300	2	3	series	86459430	LCAI 040/0300	inbuilt linear	no	yes	n.a.
			300	3	5	series	28000134	LCAI 65W 150-400mA ECO Ip	inbuilt linear	no	yes	27,40 kΩ
			300	4	5	series	28000210	LCAI 070/0300	inbuilt linear	no	yes	n.a.
			300	1	1	series	28000205	LCAI 20W 150mA-400mA TOP Ip	inbuilt linear	yes, 60V	no	27,40 kΩ
			350	1	1	series	28000132	LCAI 20W 150-400mA ECO Ip	inbuilt linear	yes, 60V	yes	12,00 kΩ
			350	1	1	series	28000122	LCAI 20W 350-900mA ECO C	inbuilt compact	yes, 60V	yes	open circuit
			350	1	1	series	28000123	LCAI 20W 350-900mA ECO SR	independent	yes, 60V	yes	open circuit
			350	2	2	series	28000133	LCAI 35W 150-400mA ECO Ip	inbuilt linear	no	yes	12,00 kΩ
			350	2	2	series	28000124	LCAI 35W 350-900mA ECO C	inbuilt compact	yes, 120V	yes	open circuit
			350	2	2	series	28000125	LCAI 35W 350-900mA ECO SR	independent	yes, 120V	yes	open circuit
			350	2	3	series	86459431	LCAI 050/0350	inbuilt linear	no	yes	n.a.
			350	3	4	series	28000134	LCAI 65W 150-400mA ECO Ip	inbuilt linear	no	yes	12,00 kΩ
			350	4	5	series	28000211	LCAI 080/0350	inbuilt linear	no	yes	n.a.
							86459393					
			350	1	1	series	28000205	LCAI 20W 150mA-400mA TOP Ip	inbuilt linear	yes, 60V	no	12,00 kΩ
			350	1	1	series	28000191	LCI 20W 350mA-900mA TOP C	inbuilt compact	yes, 60V	no	open circuit
			350	1	1	series	28000192	LCI 20W 350mA-900mA TOP SR	independent	yes, 60V	no	open circuit
			350	2	2	series	28000193	LCI 35W 350mA-900mA TOP C	inbuilt compact	yes, 120V	no	open circuit
			350	2	2	series	28000194	LCI 35W 350mA-900mA TOP SR	independent	yes, 120V	no	open circuit
			350	1	1	series	87500220	LCI 20W 350mA TEC Ip	inbuilt linear	yes, 120V	no	n.a.
			350	2	2	series	87500223	LCI 35W 350mA TEC Ip	inbuilt linear	yes, 120V	no	n.a.
			350	2	2	series	87500192	LCI 35W 350mA TEC C	inbuilt compact	yes, 120V	no	n.a.
			350	2	2	series	87500193	LCI 35W 350mA TEC SR	independent	yes, 120V	no	n.a.
			350	1	1	series	89800277	LCI 15W 350mA stepDIM Ip	inbuilt linear	yes, 60V	phase-cut	n.a.
			300	2	4	parallel	28000245	LCI 4x16W 200mA-400mA Ip	inbuilt linear	yes, 60V	no	86,60 kΩ
			350	1	4	parallel	28000245	LCI 4x16W 200mA-400mA Ip	inbuilt linear	yes, 60V	no	309,00 kΩ
			300	2	3	series	28000161	LCI 040/0300 I010	inbuilt linear	no	no	n.a.
			300	4	5	series	28000160	LCI 070/0300 I010	inbuilt linear	no	no	n.a.
			350	2	3	series	28000159	LCI 050/0350 I010	inbuilt linear	no	no	n.a.
			350	4	5	series	28000093	LCI 080/0350 I010	inbuilt linear	no	no	n.a.
	28000241	LLE-24-560-2400-830-CLA	300	1	1	series	28000133	LCAI 35W 150-400mA ECO Ip	inbuilt linear	no	yes	27,40 kΩ
	28000242	LLE-24-560-2400-840-CLA										
			300	1	1	series	86459430	LCAI 040/0300	inbuilt linear	no	yes	n.a.
			300	2	2	series	28000134	LCAI 65W 150-400mA ECO Ip	inbuilt linear	no	yes	27,40 kΩ
			300	2	3	series	28000210	LCAI 070/0300	inbuilt linear	no	yes	n.a.

## LED System Matrix

Image	Article no.	Module	Current	Min.	Max.	Wiring	Article no.	Control gear	Application	SELV	Dimmable	Resistor value
			350	1	1	series	28000133	LCAI 35W 150-400mA ECO Ip	inbuilt linear	no	yes	12,00 kΩ
			350	1	1	series	28000124	LCAI 35W 350-900mA ECO C	inbuilt compact	yes, 120V	yes	open circuit
			350	1	1	series	28000125	LCAI 35W 350-900mA ECO SR	independent	yes, 120V	yes	open circuit
			350	1	1	series	86459431	LCAI 050/0350	inbuilt linear	no	yes	n.a.
			350	2	2	series	28000134	LCAI 65W 150-400mA ECO Ip	inbuilt linear	no	yes	12,00 kΩ
			350	2	3	series	28000211	LCAI 080/0350	inbuilt linear	no	yes	n.a.
							86459393					
			350	1	1	series	28000193	LCI 35W 350mA-900mA TOP C	inbuilt compact	yes, 120V	no	open circuit
			350	1	1	series	28000194	LCI 35W 350mA-900mA TOP SR	independent	yes, 120V	no	open circuit
			350	1	1	series	87500223	LCI 35W 350mA TEC Ip	inbuilt linear	yes, 120V	no	n.a.
			350	1	1	series	87500192	LCI 35W 350mA TEC C	inbuilt compact	yes, 120V	no	n.a.
			350	1	1	series	87500193	LCI 35W 350mA TEC SR	independent	yes, 120V	no	n.a.
			300	1	1	series	28000161	LCI 040/0300 I010	inbuilt linear	no	no	n.a.
			300	2	3	series	28000160	LCI 070/0300 I010	inbuilt linear	no	no	n.a.
			350	1	1	series	28000159	LCI 050/0350 I010	inbuilt linear	no	no	n.a.
			350	2	3	series	28000093	LCI 080/0350 I010	inbuilt linear	no	no	n.a.
	89800360	LLE-24-280-2000-830-CLA	300	1	1	series	28000132	LCAI 20W 150-400mA ECO Ip	inbuilt linear	yes, 60V	yes	27,40 kΩ
	89800361	LLE-24-280-2000-840-CLA										
			300	2	2	series	28000133	LCAI 35W 150-400mA ECO Ip	inbuilt linear	no	yes	27,40 kΩ
			300	2	2	series	86459430	LCAI 040/0300	inbuilt linear	no	yes	n.a.
			300	3	4	series	28000134	LCAI 65W 150-400mA ECO Ip	inbuilt linear	no	yes	27,40 kΩ
			300	3	4	series	28000210	LCAI 070/0300	inbuilt linear	no	yes	n.a.
			350	1	1	series	28000132	LCAI 20W 150-400mA ECO Ip	inbuilt linear	yes, 60V	yes	12,00 kΩ
			350	1	1	series	28000122	LCAI 20W 350-900mA ECO C	inbuilt compact	yes, 60V	yes	open circuit
			350	1	1	series	28000123	LCAI 20W 350-900mA ECO SR	independent	yes, 60V	yes	open circuit
			350	1	2	series	28000133	LCAI 35W 150-400mA ECO Ip	inbuilt linear	no	yes	12,00 kΩ
			350	1	1	series	28000124	LCAI 35W 350-900mA ECO C	inbuilt compact	yes, 120V	yes	open circuit
			350	1	1	series	28000125	LCAI 35W 350-900mA ECO SR	independent	yes, 120V	yes	open circuit
			350	2	2	series	86459431	LCAI 050/0350	inbuilt linear	no	yes	n.a.
			350	3	3	series	28000134	LCAI 65W 150-400mA ECO Ip	inbuilt linear	no	yes	12,00 kΩ
			350	3	4	series	28000211	LCAI 080/0350	inbuilt linear	no	yes	n.a.
							86459393					
			350	1	1	series	28000193	LCI 35W 350mA-900mA TOP C	inbuilt compact	yes, 120V	no	open circuit
			350	1	1	series	28000194	LCI 35W 350mA-900mA TOP SR	independent	yes, 120V	no	open circuit
			350	1	1	series	87500220	LCI 20W 350mA TEC Ip	inbuilt linear	yes, 120V	no	n.a.
			350	2	2	series	87500223	LCI 35W 350mA TEC Ip	inbuilt linear	yes, 120V	no	n.a.
			350	2	2	series	87500192	LCI 35W 350mA TEC C	inbuilt compact	yes, 120V	no	n.a.
			350	2	2	series	87500193	LCI 35W 350mA TEC SR	independent	yes, 120V	no	n.a.
			300	2	2	series	28000161	LCI 040/0300 I010	inbuilt linear	no	no	n.a.
			300	3	4	series	28000160	LCI 070/0300 I010	inbuilt linear	no	no	n.a.
			350	2	2	series	28000159	LCI 050/0350 I010	inbuilt linear	no	no	n.a.
			350	3	4	series	28000093	LCI 080/0350 I010	inbuilt linear	no	no	n.a.
	89601894	LLE-24-140-650-830-CLA	300	2	2	series	28000132	LCAI 20W 150-400mA ECO Ip	inbuilt linear	yes, 60V	yes	27,40 kΩ
	89601906	LLE-24-140-650-840-CLA										
			300	4	5	series	28000133	LCAI 35W 150-400mA ECO Ip	inbuilt linear	no	yes	27,40 kΩ
			300	4	6	series	86459430	LCAI 040/0300	inbuilt linear	no	yes	n.a.
			300	7	10	series	28000134	LCAI 65W 150-400mA ECO Ip	inbuilt linear	no	yes	27,40 kΩ
			300	8	11	series	28000210	LCAI 070/0300	inbuilt linear	no	yes	n.a.
			300	1	1	series	28000189	LCI 10W 150mA-400mA TOP C	inbuilt compact	yes, 60V	no	27,40 kΩ



**LED System Matrix**

Image	Article no.	Module	Current	Min.	Max.	Wiring	Article no.	Control gear	Application	SELV	Dimmable	Resistor value
			300	2	2	series	28000205	LCI 20W 150mA-400mA TOP Ip	inbuilt linear	yes, 60V	no	27,40 kΩ
			350	2	2	series	28000132	LCAI 20W 150-400mA ECO Ip	inbuilt linear	yes, 60V	yes	12,00 kΩ
			350	2	2	series	28000122	LCAI 20W 350-900mA ECO C	inbuilt compact	yes, 60V	yes	open circuit
			350	2	2	series	28000123	LCAI 20W 350-900mA ECO SR	independent	yes, 60V	yes	open circuit
			350	3	4	series	28000133	LCAI 35W 150-400mA ECO Ip	inbuilt linear	no	yes	12,00 kΩ
			350	3	4	series	28000124	LCAI 35W 350-900mA ECO C	inbuilt compact	yes, 120V	yes	open circuit
			350	3	4	series	28000125	LCAI 35W 350-900mA ECO SR	independent	yes, 120V	yes	open circuit
			350	4	7	series	86459431	LCAI 050/0350	inbuilt linear	no	yes	n.a.
			350	6	9	series	28000134	LCAI 65W 150-400mA ECO Ip	inbuilt linear	no	yes	12,00 kΩ
			350	8	11	series	28000211	LCAI 080/0350	inbuilt linear	no	yes	n.a.
							86459393					
			350	1	1	series	28000189	LCI 10W 150mA-400mA TOP C	inbuilt compact	yes, 60V	no	12,00 kΩ
			350	1	1	series	28000190	LCI 10W 350mA-900mA TOP C	inbuilt compact	yes, 60V	no	open circuit
			350	2	2	series	28000205	LCI 20W 150mA-400mA TOP Ip	inbuilt linear	yes, 60V	no	12,00 kΩ
			350	2	2	series	28000191	LCI 20W 350mA-900mA TOP C	inbuilt compact	yes, 60V	no	open circuit
			350	2	2	series	28000192	LCI 20W 350mA-900mA TOP SR	independent	yes, 60V	no	open circuit
			350	3	4	series	28000193	LCI 35W 350mA-900mA TOP C	inbuilt compact	yes, 120V	no	open circuit
			350	3	4	series	28000194	LCI 35W 350mA-900mA TOP SR	independent	yes, 120V	no	open circuit
			350	1	1	series	87500219	LCI 10W 350mA TEC Ip	inbuilt linear	yes, 60V	no	n.a.
			350	1	1	series	87500239	LCI 10W 350mA TEC C	inbuilt compact	yes, 60V	no	n.a.
			350	1	1	series	87500240	LCI 10W 350mA TEC SR	inbuilt compact	yes, 60V	no	n.a.
			350	2	2	series	87500220	LCI 20W 350mA TEC Ip	inbuilt linear	yes, 120V	no	n.a.
			350	4	4	series	87500223	LCI 35W 350mA TEC Ip	inbuilt linear	yes, 120V	no	n.a.
			350	4	4	series	87500192	LCI 35W 350mA TEC C	inbuilt compact	yes, 120V	no	n.a.
			350	4	4	series	87500193	LCI 35W 350mA TEC SR	independent	yes, 120V	no	n.a.
			350	2	2	series	89800277	LCI 15W 350mA stepDIM Ip	inbuilt linear	yes, 60V	phase-cut	n.a.
	28000140	LLE-35-270-G2-1250-830-CLA	300	1	1	series	28000132	LCAI 20W 150-400mA ECO Ip	inbuilt linear	yes, 60V	yes	27,40 kΩ
	28000141	LLE-35-270-G2-1250-840-CLA										
			300	2	3	series	28000133	LCAI 35W 150-400mA ECO Ip	inbuilt linear	no	yes	27,40 kΩ
			300	3	3	series	86459430	LCAI 040/0300	inbuilt linear	no	yes	n.a.
			300	4	6	series	28000134	LCAI 65W 150-400mA ECO Ip	inbuilt linear	no	yes	27,40 kΩ
			300	4	6	series	28000210	LCAI 070/0300	inbuilt linear	no	yes	n.a.
			300	1	1	series	28000205	LCI 20W 150mA-400mA TOP Ip	inbuilt linear	yes, 60V	no	27,40 kΩ
			300	2	3	series	28000161	LCI 040/0300 I010	inbuilt linear	no	no	n.a.
			300	4	6	series	28000160	LCI 070/0300 I010	inbuilt linear	no	no	n.a.
			350	1	1	series	28000132	LCAI 20W 150-400mA ECO Ip	inbuilt linear	yes, 60V	yes	12,00 kΩ
			350	1	1	series	28000122	LCAI 20W 350-900mA ECO C	inbuilt compact	yes, 60V	yes	open circuit
			350	1	1	series	28000123	LCAI 20W 350-900mA ECO SR	independent	yes, 60V	yes	open circuit
			350	2	2	series	28000133	LCAI 35W 150-400mA ECO Ip	inbuilt linear	no	yes	12,00 kΩ
			350	2	2	series	28000124	LCAI 35W 350-900mA ECO C	inbuilt compact	yes, 120V	yes	open circuit
			350	2	2	series	28000125	LCAI 35W 350-900mA ECO SR	independent	yes, 120V	yes	open circuit
			350	3	3	series	86459431	LCAI 050/0350	inbuilt linear	no	yes	n.a.
			350	3	5	series	28000134	LCAI 65W 150-400mA ECO Ip	inbuilt linear	no	yes	12,00 kΩ
			350	4	6	series	28000211	LCAI 080/0350	inbuilt linear	no	yes	n.a.
							86459393					
			350	1	1	series	28000205	LCI 20W 150mA-400mA TOP Ip	inbuilt linear	yes, 60V	no	12,00 kΩ
			350	1	1	series	28000191	LCI 20W 350mA-900mA TOP C	inbuilt compact	yes, 60V	no	open circuit
			350	1	1	series	28000192	LCI 20W 350mA-900mA TOP SR	independent	yes, 60V	no	open circuit
			350	2	2	series	28000193	LCI 35W 350mA-900mA TOP C	inbuilt compact	yes, 120V	no	open circuit

## LED System Matrix

Image	Article no.	Module	Current	Min.	Max.	Wiring	Article no.	Control gear	Application	SELV	Dimmable	Resistor value
			350	2	2	series	28000194	LCI 35W 350mA-900mA TOP SR	independent	yes, 120V	no	open circuit
			350	2	3	series	28000159	LCI 050/0350 I010	inbuilt linear	no	no	n.a.
			350	4	6	series	28000093	LCI 080/0350 I010	inbuilt linear	no	no	n.a.
			350	1	1	series	87500220	LCI 20W 350mA TEC Ip	inbuilt linear	yes, 120V	no	n.a.
			350	1	1	series	87500079	LCI 20W 350mA TEC C	inbuilt compact	yes, 120V	no	n.a.
			350	1	1	series	87500187	LCI 20W 350mA TEC SR	independent	yes, 120V	no	n.a.
			350	2	2	series	87500223	LCI 35W 350mA TEC Ip	inbuilt linear	yes, 120V	no	n.a.
			350	2	2	series	87500192	LCI 35W 350mA TEC C	inbuilt compact	yes, 120V	no	n.a.
			350	2	2	series	87500193	LCI 35W 350mA TEC SR	independent	yes, 120V	no	n.a.
			350	1	1	series	89800255	LCBI 15W 350mA BASIC phase-cut Ip	inbuilt linear	yes, 60V	phase-cut	n.a.
			350	1	1	series	89800266	LCBI 15W 350mA BASIC phase-cut SR	independent	yes, 60V	phase-cut	n.a.
			350	1	1	series	89800277	LCI 15W 350mA stepDIM Ip	inbuilt linear	yes, 60V	phase-cut	n.a.
			300	2	4	parallel	28000245	LCI 4x16W 200mA-400mA Ip	inbuilt linear	yes, 60V	no	86,60 kΩ
			350	1	4	parallel	28000245	LCI 4x16W 200mA-400mA Ip	inbuilt linear	yes, 60V	no	309,00 kΩ
			300	2	2	series	28000132	LCAI 20W 150-400mA ECO Ip	inbuilt linear	yes, 60V	yes	27,40 kΩ
	89601864	LLE-16-280-650-830-CLA										
	89601865	LLE-16-280-650-840-CLA										
			300	4	6	series	28000133	LCAI 35W 150-400mA ECO Ip	inbuilt linear	no	yes	27,40 kΩ
			300	4	6	series	86459430	LCAI 040/0300	inbuilt linear	no	yes	n.a.
			300	7	11	series	28000134	LCAI 65W 150-400mA ECO Ip	inbuilt linear	no	yes	27,40 kΩ
			300	8	11	series	28000210	LCAI 070/0300	inbuilt linear	no	yes	n.a.
			300	1	1	series	28000189	LCI 10W 150mA-400mA TOP C	inbuilt compact	yes, 60V	no	27,40 kΩ
			300	2	2	series	28000205	LCI 20W 150mA-400mA TOP Ip	inbuilt linear	yes, 60V	no	27,40 kΩ
			300	4	6	series	28000161	LCI 040/0300 I010	inbuilt linear	no	no	n.a.
			300	8	11	series	28000160	LCI 070/0300 I010	inbuilt linear	no	no	n.a.
			350	2	2	series	28000132	LCAI 20W 150-400mA ECO Ip	inbuilt linear	yes, 60V	yes	12,00 kΩ
			350	2	2	series	28000122	LCAI 20W 350-900mA ECO C	inbuilt compact	yes, 60V	yes	open circuit
			350	2	2	series	28000123	LCAI 20W 350-900mA ECO SR	independent	yes, 60V	yes	open circuit
			350	3	5	series	28000133	LCAI 35W 150-400mA ECO Ip	inbuilt linear	no	yes	12,00 kΩ
			350	3	4	series	28000124	LCAI 35W 350-900mA ECO C	inbuilt compact	yes, 120V	yes	open circuit
			350	3	4	series	28000125	LCAI 35W 350-900mA ECO SR	independent	yes, 120V	yes	open circuit
			350	4	7	series	86459431	LCAI 050/0350	inbuilt linear	no	yes	n.a.
			350	6	9	series	28000134	LCAI 65W 150-400mA ECO Ip	inbuilt linear	no	yes	12,00 kΩ
			350	8	11	series	28000211	LCAI 080/0350	inbuilt linear	no	yes	n.a.
							86459393					
			350	1	1	series	28000189	LCI 10W 150mA-400mA TOP C	inbuilt compact	yes, 60V	no	12,00 kΩ
			350	1	1	series	28000190	LCI 10W 350mA-900mA TOP C	inbuilt compact	yes, 60V	no	open circuit
			350	2	2	series	28000205	LCI 20W 150mA-400mA TOP Ip	inbuilt linear	yes, 60V	no	12,00 kΩ
			350	2	2	series	28000191	LCI 20W 350mA-900mA TOP C	inbuilt compact	yes, 60V	no	open circuit
			350	2	2	series	28000192	LCI 20W 350mA-900mA TOP SR	independent	yes, 60V	no	open circuit
			350	3	4	series	28000193	LCI 35W 350mA-900mA TOP C	inbuilt compact	yes, 120V	no	open circuit
			350	3	4	series	28000194	LCI 35W 350mA-900mA TOP SR	independent	yes, 120V	no	open circuit
			350	1	1	series	87500219	LCI 10W 350mA TEC Ip	inbuilt linear	yes, 60V	no	n.a.
			350	1	1	series	87500239	LCI 10W 350mA TEC C	inbuilt compact	yes, 60V	no	n.a.
			350	1	1	series	87500240	LCI 10W 350mA TEC SR	inbuilt compact	yes, 60V	no	n.a.
			350	2	2	series	87500220	LCI 20W 350mA TEC Ip	inbuilt linear	yes, 120V	no	n.a.
			350	2	2	series	87500079	LCI 20W 350mA TEC C	inbuilt compact	yes, 120V	no	n.a.
			350	2	2	series	87500187	LCI 20W 350mA TEC SR	independent	yes, 120V	no	n.a.
			350	4	5	series	87500223	LCI 35W 350mA TEC Ip	inbuilt linear	yes, 120V	no	n.a.
			350	4	5	series	87500192	LCI 35W 350mA TEC C	inbuilt compact	yes, 120V	no	n.a.

## LED System Matrix


Image	Article no.	Module	Current	Min.	Max.	Wiring	Article no.	Control gear	Application	SELV	Dimmable	Resistor value		
	28000088 28000089	INDI-2500-830-CLA INDI-2500-840-CLA	350	4	5	series	87500193	LCI 35W 350mA TEC SR	independent	yes, 120V	no	n.a.		
			350	2	2	series	89800255	LCBI 15W 350mA BASIC phase-cut Ip	inbuilt linear	yes, 60V	phase-cut	n.a.		
			350	2	2	series	89800266	LCBI 15W 350mA BASIC phase-cut SR	independent	yes, 60V	phase-cut	n.a.		
			350	2	2	series	89800277	LCI 15W 350mA stepDIM Ip	inbuilt linear	yes, 60V	phase-cut	n.a.		
			350	1	1	series	28000133	LCAI 35W 150-400mA ECO Ip	inbuilt linear	no	yes	12,00 kΩ		
			350	1	1	series	86459431	LCAI 050/0350	inbuilt linear	no	yes	n.a.		
			350	2	2	series	28000134	LCAI 65W 150-400mA ECO Ip	inbuilt linear	no	yes	12,00 kΩ		
			350	2	2	series	28000211	LCAI 080/0350	inbuilt linear	no	yes	n.a.		
			350	1	1	series	86459393							
			350	1	1	series	28000159	LCI 050/0350 I010	inbuilt linear	no	no	n.a.		
	89601846 89601847	CLE-160-2200-830-CLA CLE-160-2200-840-CLA	350	2	2	series	28000093	LCI 080/0350 I010	inbuilt linear	no	no	n.a.		
			350	1	1	series	87500223	LCI 35W 350mA TEC Ip	inbuilt linear	yes, 120V	no	n.a.		
			350	1	1	series	87500192	LCI 35W 350mA TEC C	inbuilt compact	yes, 120V	no	n.a.		
			350	1	1	series	87500193	LCI 35W 350mA TEC SR	independent	yes, 120V	no	n.a.		
			350	1	2	parallel	28000245	LCI 4x16W 200mA-400mA Ip	inbuilt linear	yes, 60V	no	309,00 kΩ		
			350	1	1	series	28000133	LCAI 35W 150-400mA ECO Ip	inbuilt linear	no	yes	12,00 kΩ		
			350	1	1	series	28000124	LCAI 35W 350-900mA ECO C	inbuilt compact	yes, 120V	yes	open circuit		
			350	1	1	series	28000125	LCAI 35W 350-900mA ECO SR	independent	yes, 120V	yes	open circuit		
			350	2	2	series	86459431	LCAI 050/0350	inbuilt linear	no	yes	n.a.		
			350	2	3	series	28000134	LCAI 65W 150-400mA ECO Ip	inbuilt linear	no	yes	12,00 kΩ		
			350	3	4	series	28000211	LCAI 080/0350	inbuilt linear	no	yes	n.a.		
			350	1	1	series	86459393							
			350	1	1	series	28000193	LCI 35W 350mA-900mA TOP C	inbuilt compact	yes, 120V	no	open circuit		
			350	1	1	series	28000194	LCI 35W 350mA-900mA TOP SR	independent	yes, 120V	no	open circuit		
			350	1	1	series	87500220	LCI 20W 350mA TEC Ip	inbuilt linear	yes, 120V	no	n.a.		
			350	1	1	series	87500223	LCI 35W 350mA TEC Ip	inbuilt linear	yes, 120V	no	n.a.		
			350	1	1	series	87500192	LCI 35W 350mA TEC C	inbuilt compact	yes, 120V	no	n.a.		
			350	1	1	series	87500193	LCI 35W 350mA TEC SR	independent	yes, 120V	no	n.a.		
			28000106 28000107 28000108 28000109	CLE-220-1500-830-CLA CLE-220-1500-840-CLA CLE-220-1500-830-CLA-SO CLE-220-1500-840-CLA-SO	350	1	1	series	28000132	LCAI 20W 150-400mA ECO Ip	inbuilt linear	yes, 60V	yes	12,00 kΩ
			350	1	1	series	28000122	LCAI 20W 350-900mA ECO C	inbuilt compact	yes, 60V	yes	open circuit		
350	1	1	series	28000123	LCAI 20W 350-900mA ECO SR	independent	yes, 60V	yes	open circuit					
350	2	3	series	28000133	LCAI 35W 150-400mA ECO Ip	inbuilt linear	no	yes	12,00 kΩ					
350	2	2	series	28000124	LCAI 35W 350-900mA ECO C	inbuilt compact	yes, 120V	yes	open circuit					
350	2	2	series	28000125	LCAI 35W 350-900mA ECO SR	independent	yes, 120V	yes	open circuit					
350	3	4	series	86459431	LCAI 050/0350	inbuilt linear	no	yes	n.a.					
350	4	5	series	28000134	LCAI 65W 150-400mA ECO Ip	inbuilt linear	no	yes	12,00 kΩ					
350	5	7	series	28000211	LCAI 080/0350	inbuilt linear	no	yes	n.a.					
350	1	1	series	86459393										
350	1	1	series	28000205	LCI 20W 150mA-400mA TOP Ip	inbuilt linear	yes, 60V	no	12,00 kΩ					
350	1	1	series	28000191	LCI 20W 350mA-900mA TOP C	inbuilt compact	yes, 60V	no	open circuit					
350	1	1	series	28000192	LCI 20W 350mA-900mA TOP SR	independent	yes, 60V	no	open circuit					
350	2	2	series	28000193	LCI 35W 350mA-900mA TOP C	inbuilt compact	yes, 120V	no	open circuit					
350	2	2	series	28000194	LCI 35W 350mA-900mA TOP SR	independent	yes, 120V	no	open circuit					
350	2	4	series	28000159	LCI 050/0350 I010	inbuilt linear	no	no	n.a.					



## LED System Matrix

Image	Article no.	Module	Current	Min.	Max.	Wiring	Article no.	Control gear	Application	SELV	Dimmable	Resistor value
			350	5	7	series	28000093	LCI 080/0350 I010	inbuilt linear	no	no	n.a.
			350	1	1	series	87500220	LCI 20W 350mA TEC Ip	inbuilt linear	yes, 120V	no	n.a.
			350	1	1	series	87500079	LCI 20W 350mA TEC C	inbuilt compact	yes, 120V	no	n.a.
			350	1	1	series	87500187	LCI 20W 350mA TEC SR	independent	yes, 120V	no	n.a.
			350	2	3	series	87500223	LCI 35W 350mA TEC Ip	inbuilt linear	yes, 120V	no	n.a.
			350	2	3	series	87500192	LCI 35W 350mA TEC C	inbuilt compact	yes, 120V	no	n.a.
			350	2	3	series	87500193	LCI 35W 350mA TEC SR	independent	yes, 120V	no	n.a.
			350	1	1	series	89800255	LCBI 15W 350mA BASIC phase-cut Ip	inbuilt linear	yes, 60V	phase-cut	n.a.
			350	1	1	series	89800266	LCBI 15W 350mA BASIC phase-cut SR	independent	yes, 60V	phase-cut	n.a.
			350	1	1	series	89800277	LCI 15W 350mA stepDIM Ip	inbuilt linear	yes, 60V	phase-cut	n.a.
			500	1	1	series	28000122	LCAI 20W 350-900mA ECO C	inbuilt compact	yes, 60V	yes	49,90 kΩ
			500	1	1	series	28000123	LCAI 20W 350-900mA ECO SR	independent	yes, 60V	yes	49,90 kΩ
			500	2	2	series	28000124	LCAI 35W 350-900mA ECO C	inbuilt compact	yes, 120V	yes	49,90 kΩ
			500	2	2	series	28000125	LCAI 35W 350-900mA ECO SR	independent	yes, 120V	yes	49,90 kΩ
			500	1	1	series	28000191	LCI 20W 350mA-900mA TOP C	inbuilt compact	yes, 60V	no	49,90 kΩ
			500	1	1	series	28000192	LCI 20W 350mA-900mA TOP SR	independent	yes, 60V	no	49,90 kΩ
			500	2	2	series	28000193	LCI 35W 350mA-900mA TOP C	inbuilt compact	yes, 120V	no	49,90 kΩ
			500	2	2	series	28000194	LCI 35W 350mA-900mA TOP SR	independent	yes, 120V	no	49,90 kΩ
			500	1	1	series	87500221	LCI 20W 500mA TEC Ip	inbuilt linear	yes, 60V	no	n.a.
			500	2	2	series	87500224	LCI 35W 500mA TEC Ip	inbuilt linear	yes, 120V	no	n.a.
			500	2	2	series	87500194	LCI 35W 500mA TEC C	inbuilt compact	yes, 120V	no	n.a.
			500	2	2	series	87500195	LCI 35W 500mA TEC SR	independent	yes, 120V	no	n.a.
			350	2	4	parallel	28000245	LCI 4x16W 200mA-400mA Ip	inbuilt linear	yes, 60V	no	309,00 kΩ
			700	1	1	series	28000124	LCAI 35W 350-900mA ECO C	inbuilt compact	yes, 120V	yes	22,00 kΩ
	28000114	CLE-360-4000-830-CLA										
	28000115	CLE-360-4000-840-CLA										
	28000116	CLE-360-4000-830-CLA-SO										
	28000117	CLE-360-4000-840-CLA-SO										
			700	1	1	series	28000125	LCAI 35W 350-900mA ECO SR	independent	yes, 120V	yes	22,00 kΩ
			700	1	1	series	28000193	LCI 35W 350mA-900mA TOP C	inbuilt compact	yes, 120V	no	22,00 kΩ
			700	1	1	series	28000194	LCI 35W 350mA-900mA TOP SR	independent	yes, 120V	no	22,00 kΩ
			700	1	1	series	87500225	LCI 35W 700mA TEC Ip	inbuilt linear	yes, 120V	no	n.a.
			700	1	1	series	87500196	LCI 35W 700mA TEC C	inbuilt compact	yes, 120V	no	n.a.
			700	1	1	series	87500197	LCI 35W 700mA TEC SR	independent	yes, 60V	no	n.a.
			700	2	2	series	87500227	LCI 60W 700mA TEC Ip	inbuilt linear	yes, 120V	no	n.a.
			700	2	2	series	87500200	LCI 60W 700mA TEC C	inbuilt compact	yes, 120V	no	n.a.
			700	2	2	series	87500201	LCI 60W 700mA TEC SR	independent	yes, 120V	no	n.a.
			700	1	1	series	28000124	LCAI 35W 350-900mA ECO C	inbuilt compact	yes, 120V	yes	22,00 kΩ
	28000303	CLE-315-4000-830-CLA										
	28000304	CLE-315-4000-840-CLA										
	28000305	CLE-315-4000-830-CLA-SO										
	28000306	CLE-315-4000-840-CLA-SO										
			700	1	1	series	28000125	LCAI 35W 350-900mA ECO SR	independent	yes, 120V	yes	22,00 kΩ
			700	1	1	series	28000193	LCI 35W 350mA-900mA TOP C	inbuilt compact	yes, 120V	no	22,00 kΩ
			700	1	1	series	28000194	LCI 35W 350mA-900mA TOP SR	independent	yes, 120V	no	22,00 kΩ
			700	1	1	series	87500225	LCI 35W 700mA TEC Ip	inbuilt linear	yes, 120V	no	n.a.
			700	1	1	series	87500196	LCI 35W 700mA TEC C	inbuilt compact	yes, 120V	no	n.a.
			700	1	1	series	87500197	LCI 35W 700mA TEC SR	independent	yes, 60V	no	n.a.
			700	2	2	series	87500227	LCI 60W 700mA TEC Ip	inbuilt linear	yes, 120V	no	n.a.
			700	2	2	series	87500200	LCI 60W 700mA TEC C	inbuilt compact	yes, 120V	no	n.a.
			700	2	2	series	87500201	LCI 60W 700mA TEC SR	independent	yes, 120V	no	n.a.

**LED System Matrix**

Image	Article no.	Module	Current	Min.	Max.	Wiring	Article no.	Control gear	Application	SELV	Dimmable	Resistor value
	89601780	SLE-PURE-G3-10-1000-830-CLA	350	2	2	series	28000132	LCAI 20W 150-400mA ECO Ip	inbuilt linear	yes, 60V	yes	12,00 kΩ
	89601790	SLE-PURE-G3-10-1000-830-CLA-W/O-C										
			350	2	2	series	28000122	LCAI 20W 350-900mA ECO C	inbuilt compact	yes, 60V	yes	open circuit
			350	2	2	series	28000123	LCAI 20W 350-900mA ECO SR	independent	yes, 60V	yes	open circuit
			350	3	5	series	28000133	LCAI 35W 150-400mA ECO Ip	inbuilt linear	no	yes	12,00 kΩ
			350	3	4	series	28000124	LCAI 35W 350-900mA ECO C	inbuilt compact	yes, 120V	yes	open circuit
			350	3	4	series	28000125	LCAI 35W 350-900mA ECO SR	independent	yes, 120V	yes	open circuit
			350	4	7	series	86459431	LCAI 050/0350	inbuilt linear	no	yes	n.a.
			350	6	9	series	28000134	LCAI 65W 150-400mA ECO Ip	inbuilt linear	no	yes	12,00 kΩ
			350	8	12	series	28000211	LCAI 080/0350	inbuilt linear	no	yes	n.a.
							86459393					
			350	1	1	series	28000189	LCI 10W 150mA-400mA TOP C	inbuilt compact	yes, 60V	no	12,00 kΩ
			350	1	1	series	28000190	LCI 10W 350mA-900mA TOP C	inbuilt compact	yes, 60V	no	open circuit
			350	2	2	series	<b>28000205</b>	<b>LCAI 20W 150mA-400mA TOP Ip</b>	<b>inbuilt linear</b>	<b>yes, 60V</b>	<b>no</b>	<b>12,00 kΩ</b>
			350	2	2	series	28000191	LCI 20W 350mA-900mA TOP C	inbuilt compact	yes, 60V	no	open circuit
			350	2	2	series	28000192	LCI 20W 350mA-900mA TOP SR	independent	yes, 60V	no	open circuit
			350	3	4	series	28000193	LCI 35W 350mA-900mA TOP C	inbuilt compact	yes, 120V	no	open circuit
			350	3	4	series	28000194	LCI 35W 350mA-900mA TOP SR	independent	yes, 120V	no	open circuit
			350	4	7	series	28000159	LCI 050/0350 I010	inbuilt linear	no	no	n.a.
			350	8	12	series	28000093	LCI 080/0350 I010	inbuilt linear	no	no	n.a.
			350	1	1	series	87500219	LCI 10W 350mA TEC Ip	inbuilt linear	yes, 60V	no	n.a.
			350	1	1	series	87500239	LCI 10W 350mA TEC C	inbuilt compact	yes, 60V	no	n.a.
			350	1	1	series	87500240	LCI 10W 350mA TEC SR	inbuilt compact	yes, 60V	no	n.a.
			350	2	2	series	87500220	LCI 20W 350mA TEC Ip	inbuilt linear	yes, 120V	no	n.a.
			350	2	2	series	87500079	LCI 20W 350mA TEC C	inbuilt compact	yes, 120V	no	n.a.
			350	2	2	series	87500187	LCI 20W 350mA TEC SR	independent	yes, 120V	no	n.a.
			350	4	5	series	87500223	LCI 35W 350mA TEC Ip	inbuilt linear	yes, 120V	no	n.a.
			350	4	5	series	87500192	LCI 35W 350mA TEC C	inbuilt compact	yes, 120V	no	n.a.
			350	4	5	series	87500193	LCI 35W 350mA TEC SR	independent	yes, 120V	no	n.a.
			350	2	2	series	89800255	LCBI 15W 350mA BASIC phase-cut Ip	inbuilt linear	yes, 60V	phase-cut	n.a.
			350	2	2	series	89800266	LCBI 15W 350mA BASIC phase-cut SR	independent	yes, 60V	phase-cut	n.a.
			350	2	2	series	89800277	LCI 15W 350mA stepDIM Ip	inbuilt linear	yes, 60V	phase-cut	n.a.
			500	2	2	series	28000122	LCAI 20W 350-900mA ECO C	inbuilt compact	yes, 60V	yes	49,90 kΩ
			500	2	2	series	28000123	LCAI 20W 350-900mA ECO SR	independent	yes, 60V	yes	49,90 kΩ
			500	2	3	series	28000124	LCAI 35W 350-900mA ECO C	inbuilt compact	yes, 120V	yes	49,90 kΩ
			500	2	3	series	28000125	LCAI 35W 350-900mA ECO SR	independent	yes, 120V	yes	49,90 kΩ
			500	1	1	series	28000190	LCI 10W 350mA-900mA TOP C	inbuilt compact	yes, 60V	no	49,90 kΩ
			500	2	2	series	28000191	LCI 20W 350mA-900mA TOP C	inbuilt compact	yes, 60V	no	49,90 kΩ
			500	2	2	series	28000192	LCI 20W 350mA-900mA TOP SR	independent	yes, 60V	no	49,90 kΩ
			500	2	3	series	28000193	LCI 35W 350mA-900mA TOP C	inbuilt compact	yes, 120V	no	49,90 kΩ
			500	2	3	series	28000194	LCI 35W 350mA-900mA TOP SR	independent	yes, 120V	no	49,90 kΩ
			500	1	1	series	87500241	LCI 10W 500mA TEC C	inbuilt compact	yes, 60V	no	n.a.
			500	1	1	series	87500242	LCI 10W 500mA TEC SR	inbuilt compact	yes, 60V	no	n.a.
			500	2	2	series	87500221	LCI 20W 500mA TEC Ip	inbuilt linear	yes, 60V	no	n.a.
			500	2	2	series	87500188	LCI 20W 500mA TEC C	inbuilt compact	yes, 60V	no	n.a.
			500	2	2	series	87500189	LCI 20W 500mA TEC SR	independent	yes, 60V	no	n.a.
			500	3	3	series	87500224	LCI 35W 500mA TEC Ip	inbuilt linear	yes, 120V	no	n.a.
			500	3	3	series	87500194	LCI 35W 500mA TEC C	inbuilt compact	yes, 120V	no	n.a.
			500	3	3	series	87500195	LCI 35W 500mA TEC SR	independent	yes, 120V	no	n.a.

## LED System Matrix

Image	Article no.	Module	Current	Min.	Max.	Wiring	Article no.	Control gear	Application	SELV	Dimmable	Resistor value
			500	1	1	series	89800256	LCBI 15W 500mA BASIC phase-cut Ip	inbuilt linear	yes, 60V	phase-cut	n.a.
			500	1	1	series	89800267	LCBI 15W 500mA BASIC phase-cut SR	independent	yes, 60V	phase-cut	n.a.
			500	1	1	series	89800278	LCI 15W 500mA stepDIM Ip	independent	yes, 60V	phase-cut	n.a.
			700	1	1	series	28000122	LCAI 20W 350-900mA ECO C	inbuilt compact	yes, 60V	yes	22,00 kΩ
			700	1	1	series	28000123	LCAI 20W 350-900mA ECO SR	independent	yes, 60V	yes	22,00 kΩ
			700	2	2	series	28000124	LCAI 35W 350-900mA ECO C	inbuilt compact	yes, 120V	yes	22,00 kΩ
			700	2	2	series	28000125	LCAI 35W 350-900mA ECO SR	independent	yes, 120V	yes	22,00 kΩ
			700	1	1	series	28000191	LCI 20W 350mA-900mA TOP C	inbuilt compact	yes, 60V	no	22,00 kΩ
			700	1	1	series	28000192	LCI 20W 350mA-900mA TOP SR	independent	yes, 60V	no	22,00 kΩ
			700	2	2	series	28000193	LCI 35W 350mA-900mA TOP C	inbuilt compact	yes, 120V	no	22,00 kΩ
			700	2	2	series	28000194	LCI 35W 350mA-900mA TOP SR	independent	yes, 120V	no	22,00 kΩ
			700	2	2	series	87500225	LCI 35W 700mA TEC Ip	inbuilt linear	yes, 120V	no	n.a.
			700	3	4	series	87500200	LCI 60W 700mA TEC C	inbuilt compact	yes, 120V	no	n.a.
			700	3	4	series	87500201	LCI 60W 700mA TEC SR	independent	yes, 120V	no	n.a.
			700	1	1	series	89800279	LCI 15W 700mA stepDIM Ip	independent	yes, 60V	phase-cut	n.a.
	89601781	SLE-PURE-G3-10-1000-840-CLA	350	2	2	series	28000132	LCAI 20W 150-400mA ECO Ip	inbuilt linear	yes, 60V	yes	12,00 kΩ
	89601791	SLE-PURE-G3-10-1000-840-CLA-W/O-C										
			350	2	2	series	28000122	LCAI 20W 350-900mA ECO C	inbuilt compact	yes, 60V	yes	open circuit
			350	2	2	series	28000123	LCAI 20W 350-900mA ECO SR	independent	yes, 60V	yes	open circuit
			350	3	5	series	28000133	LCAI 35W 150-400mA ECO Ip	inbuilt linear	no	yes	12,00 kΩ
			350	3	4	series	28000124	LCAI 35W 350-900mA ECO C	inbuilt compact	yes, 120V	yes	open circuit
			350	3	4	series	28000125	LCAI 35W 350-900mA ECO SR	independent	yes, 120V	yes	open circuit
			350	4	7	series	86459431	LCAI 050/0350	inbuilt linear	no	yes	n.a.
			350	6	9	series	28000134	LCAI 65W 150-400mA ECO Ip	inbuilt linear	no	yes	12,00 kΩ
			350	8	12	series	28000211	LCAI 080/0350	inbuilt linear	no	yes	n.a.
							86459393					
			350	1	1	series	28000189	LCI 10W 150mA-400mA TOP C	inbuilt compact	yes, 60V	no	12,00 kΩ
			350	1	1	series	28000190	LCI 10W 350mA-900mA TOP C	inbuilt compact	yes, 60V	no	open circuit
			350	2	2	series	28000205	LCI 20W 150mA-400mA TOP Ip	inbuilt linear	yes, 60V	no	12,00 kΩ
			350	2	2	series	28000191	LCI 20W 350mA-900mA TOP C	inbuilt compact	yes, 60V	no	open circuit
			350	2	2	series	28000192	LCI 20W 350mA-900mA TOP SR	independent	yes, 60V	no	open circuit
			350	3	4	series	28000193	LCI 35W 350mA-900mA TOP C	inbuilt compact	yes, 120V	no	open circuit
			350	3	4	series	28000194	LCI 35W 350mA-900mA TOP SR	independent	yes, 120V	no	open circuit
			350	4	7	series	28000159	LCI 050/0350 I010	inbuilt linear	no	no	n.a.
			350	8	12	series	28000093	LCI 080/0350 I010	inbuilt linear	no	no	n.a.
			350	1	1	series	87500219	LCI 10W 350mA TEC Ip	inbuilt linear	yes, 60V	no	n.a.
			350	1	1	series	87500239	LCI 10W 350mA TEC C	inbuilt compact	yes, 60V	no	n.a.
			350	1	1	series	87500240	LCI 10W 350mA TEC SR	inbuilt compact	yes, 60V	no	n.a.
			350	2	2	series	87500220	LCI 20W 350mA TEC Ip	inbuilt linear	yes, 120V	no	n.a.
			350	2	2	series	87500079	LCI 20W 350mA TEC C	inbuilt compact	yes, 120V	no	n.a.
			350	2	2	series	87500187	LCI 20W 350mA TEC SR	independent	yes, 120V	no	n.a.
			350	4	5	series	87500223	LCI 35W 350mA TEC Ip	inbuilt linear	yes, 120V	no	n.a.
			350	4	5	series	87500192	LCI 35W 350mA TEC C	inbuilt compact	yes, 120V	no	n.a.
			350	4	5	series	87500193	LCI 35W 350mA TEC SR	independent	yes, 120V	no	n.a.
			350	2	2	series	89800255	LCBI 15W 350mA BASIC phase-cut Ip	inbuilt linear	yes, 60V	phase-cut	n.a.
			350	2	2	series	89800266	LCBI 15W 350mA BASIC phase-cut SR	independent	yes, 60V	phase-cut	n.a.
			350	2	2	series	89800277	LCI 15W 350mA stepDIM Ip	inbuilt linear	yes, 60V	phase-cut	n.a.
			500	2	2	series	28000122	LCAI 20W 350-900mA ECO C	inbuilt compact	yes, 60V	yes	49,90 kΩ
			500	2	2	series	28000123	LCAI 20W 350-900mA ECO SR	independent	yes, 60V	yes	49,90 kΩ

## LED System Matrix

Image	Article no.	Module	Current	Min.	Max.	Wiring	Article no.	Control gear	Application	SELV	Dimmable	Resistor value
			500	2	3	series	28000124	LCAI 35W 350-900mA ECO C	inbuilt compact	yes, 120V	yes	49,90 kΩ
			500	2	3	series	28000125	LCAI 35W 350-900mA ECO SR	independent	yes, 120V	yes	49,90 kΩ
			500	1	1	series	28000190	LCI 10W 350mA-900mA TOP C	inbuilt compact	yes, 60V	no	49,90 kΩ
			500	2	2	series	28000191	LCI 20W 350mA-900mA TOP C	inbuilt compact	yes, 60V	no	49,90 kΩ
			500	2	2	series	28000192	LCI 20W 350mA-900mA TOP SR	independent	yes, 60V	no	49,90 kΩ
			500	2	3	series	28000193	LCI 35W 350mA-900mA TOP C	inbuilt compact	yes, 120V	no	49,90 kΩ
			500	2	3	series	28000194	LCI 35W 350mA-900mA TOP SR	independent	yes, 120V	no	49,90 kΩ
			500	1	1	series	87500241	LCI 10W 500mA TEC C	inbuilt compact	yes, 60V	no	n.a.
			500	1	1	series	87500242	LCI 10W 500mA TEC SR	inbuilt compact	yes, 60V	no	n.a.
			500	2	2	series	87500221	LCI 20W 500mA TEC Ip	inbuilt linear	yes, 60V	no	n.a.
			500	2	2	series	87500188	LCI 20W 500mA TEC C	inbuilt compact	yes, 60V	no	n.a.
			500	2	2	series	87500189	LCI 20W 500mA TEC SR	independent	yes, 60V	no	n.a.
			500	3	3	series	87500224	LCI 35W 500mA TEC Ip	inbuilt linear	yes, 120V	no	n.a.
			500	3	3	series	87500194	LCI 35W 500mA TEC C	inbuilt compact	yes, 120V	no	n.a.
			500	3	3	series	87500195	LCI 35W 500mA TEC SR	independent	yes, 120V	no	n.a.
			500	1	1	series	89800256	LCBI 15W 500mA BASIC phase-cut Ip	inbuilt linear	yes, 60V	phase-cut	n.a.
			500	1	1	series	89800267	LCBI 15W 500mA BASIC phase-cut SR	independent	yes, 60V	phase-cut	n.a.
			500	1	1	series	89800278	LCI 15W 500mA stepDIM Ip	independent	yes, 60V	phase-cut	n.a.
			700	1	1	series	28000122	LCAI 20W 350-900mA ECO C	inbuilt compact	yes, 60V	yes	22,00 kΩ
			700	1	1	series	28000123	LCAI 20W 350-900mA ECO SR	independent	yes, 60V	yes	22,00 kΩ
			700	2	2	series	28000124	LCAI 35W 350-900mA ECO C	inbuilt compact	yes, 120V	yes	22,00 kΩ
			700	2	2	series	28000125	LCAI 35W 350-900mA ECO SR	independent	yes, 120V	yes	22,00 kΩ
			700	1	1	series	28000191	LCI 20W 350mA-900mA TOP C	inbuilt compact	yes, 60V	no	22,00 kΩ
			700	1	1	series	28000192	LCI 20W 350mA-900mA TOP SR	independent	yes, 60V	no	22,00 kΩ
			700	2	2	series	28000193	LCI 35W 350mA-900mA TOP C	inbuilt compact	yes, 120V	no	22,00 kΩ
			700	2	2	series	28000194	LCI 35W 350mA-900mA TOP SR	independent	yes, 120V	no	22,00 kΩ
			700	2	2	series	87500225	LCI 35W 700mA TEC Ip	inbuilt linear	yes, 120V	no	n.a.
			700	3	4	series	87500200	LCI 60W 700mA TEC C	inbuilt compact	yes, 120V	no	n.a.
			700	3	4	series	87500201	LCI 60W 700mA TEC SR	independent	yes, 120V	no	n.a.
			700	1	1	series	89800279	LCI 15W 700mA stepDIM Ip	independent	yes, 60V	phase-cut	n.a.
	89601782	SLE-PURE-G3-17-2000-830-CLA	350	1	1	series	28000132	LCAI 20W 150-400mA ECO Ip	inbuilt linear	yes, 60V	yes	12,00 kΩ
	89601792	SLE-PURE-G3-17-2000-830-CLA-W/O-C										
			350	1	1	series	28000122	LCAI 20W 350-900mA ECO C	inbuilt compact	yes, 60V	yes	open circuit
			350	1	1	series	28000123	LCAI 20W 350-900mA ECO SR	independent	yes, 60V	yes	open circuit
			350	2	2	series	28000133	LCAI 35W 150-400mA ECO Ip	inbuilt linear	no	yes	12,00 kΩ
			350	2	2	series	28000124	LCAI 35W 350-900mA ECO C	inbuilt compact	yes, 120V	yes	open circuit
			350	2	2	series	28000125	LCAI 35W 350-900mA ECO SR	independent	yes, 120V	yes	open circuit
			350	2	3	series	86459431	LCAI 050/0350	inbuilt linear	no	yes	n.a.
			350	3	4	series	28000134	LCAI 65W 150-400mA ECO Ip	inbuilt linear	no	yes	12,00 kΩ
			350	4	6	series	28000211 86459393	LCAI 080/0350	inbuilt linear	no	yes	n.a.
			350	1	1	series	28000205	LCI 20W 150mA-400mA TOP Ip	inbuilt linear	yes, 60V	no	12,00 kΩ
			350	1	1	series	28000191	LCI 20W 350mA-900mA TOP C	inbuilt compact	yes, 60V	no	open circuit
			350	1	1	series	28000192	LCI 20W 350mA-900mA TOP SR	independent	yes, 60V	no	open circuit
			350	2	2	series	28000193	LCI 35W 350mA-900mA TOP C	inbuilt compact	yes, 120V	no	open circuit
			350	2	2	series	28000194	LCI 35W 350mA-900mA TOP SR	independent	yes, 120V	no	open circuit
			350	2	3	series	28000159	LCI 050/0350 I010	inbuilt linear	no	no	n.a.
			350	4	6	series	28000093	LCI 080/0350 I010	inbuilt linear	no	no	n.a.
			350	1	1	series	87500220	LCI 20W 350mA TEC Ip	inbuilt linear	yes, 120V	no	n.a.


## LED System Matrix

Image	Article no.	Module	Current	Min.	Max.	Wiring	Article no.	Control gear	Application	SELV	Dimmable	Resistor value
			350	1	1	series	87500079	LCI 20W 350mA TEC C	inbuilt compact	yes, 120V	no	n.a.
			350	1	1	series	87500187	LCI 20W 350mA TEC SR	independent	yes, 120V	no	n.a.
			350	2	2	series	87500223	LCI 35W 350mA TEC lp	inbuilt linear	yes, 120V	no	n.a.
			350	2	2	series	87500192	LCI 35W 350mA TEC C	inbuilt compact	yes, 120V	no	n.a.
			350	2	2	series	87500193	LCI 35W 350mA TEC SR	independent	yes, 120V	no	n.a.
			350	1	1	series	89800255	LCBI 15W 350mA BASIC phase-cut lp	inbuilt linear	yes, 60V	phase-cut	n.a.
			350	1	1	series	89800266	LCBI 15W 350mA BASIC phase-cut SR	independent	yes, 60V	phase-cut	n.a.
			350	1	1	series	89800277	LCI 15W 350mA stepDIM lp	inbuilt linear	yes, 60V	phase-cut	n.a.
			500	1	1	series	28000122	LCAI 20W 350-900mA ECO C	inbuilt compact	yes, 60V	yes	49,90 kΩ
			500	1	1	series	28000123	LCAI 20W 350-900mA ECO SR	independent	yes, 60V	yes	49,90 kΩ
			500	1	1	series	28000124	LCAI 35W 350-900mA ECO C	inbuilt compact	yes, 120V	yes	49,90 kΩ
			500	1	1	series	28000125	LCAI 35W 350-900mA ECO SR	independent	yes, 120V	yes	49,90 kΩ
			500	1	1	series	28000191	LCI 20W 350mA-900mA TOP C	inbuilt compact	yes, 60V	no	49,90 kΩ
			500	1	1	series	28000192	LCI 20W 350mA-900mA TOP SR	independent	yes, 60V	no	49,90 kΩ
			500	1	1	series	28000193	LCI 35W 350mA-900mA TOP C	inbuilt compact	yes, 120V	no	49,90 kΩ
			500	1	1	series	28000194	LCI 35W 350mA-900mA TOP SR	independent	yes, 120V	no	49,90 kΩ
			500	1	1	series	87500221	LCI 20W 500mA TEC lp	inbuilt linear	yes, 60V	no	n.a.
			500	1	1	series	87500188	LCI 20W 500mA TEC C	inbuilt compact	yes, 60V	no	n.a.
			500	1	1	series	87500189	LCI 20W 500mA TEC SR	independent	yes, 60V	no	n.a.
			500	1	1	series	87500224	LCI 35W 500mA TEC lp	inbuilt linear	yes, 120V	no	n.a.
			500	1	1	series	87500194	LCI 35W 500mA TEC C	inbuilt compact	yes, 120V	no	n.a.
			500	1	1	series	87500195	LCI 35W 500mA TEC SR	independent	yes, 120V	no	n.a.
			700	1	1	series	28000124	LCAI 35W 350-900mA ECO C	inbuilt compact	yes, 120V	yes	22,00 kΩ
			700	1	1	series	28000125	LCAI 35W 350-900mA ECO SR	independent	yes, 120V	yes	22,00 kΩ
			700	1	1	series	28000193	LCI 35W 350mA-900mA TOP C	inbuilt compact	yes, 120V	no	22,00 kΩ
			700	1	1	series	28000194	LCI 35W 350mA-900mA TOP SR	independent	yes, 120V	no	22,00 kΩ
			700	1	1	series	87500225	LCI 35W 700mA TEC lp	inbuilt linear	yes, 120V	no	n.a.
			700	1	1	series	87500196	LCI 35W 700mA TEC C	inbuilt compact	yes, 120V	no	n.a.
			700	1	1	series	87500197	LCI 35W 700mA TEC SR	independent	yes, 60V	no	n.a.
			700	2	2	series	87500227	LCI 60W 700mA TEC lp	inbuilt linear	yes, 120V	no	n.a.
			700	2	2	series	87500200	LCI 60W 700mA TEC C	inbuilt compact	yes, 120V	no	n.a.
			700	2	2	series	87500201	LCI 60W 700mA TEC SR	independent	yes, 120V	no	n.a.
			900	1	1	series	28000128	LCAI 55W 900-1750mA ECO C	inbuilt compact	yes, 60V	yes	open circuit
			900	1	1	series	28000129	LCAI 55W 900-1750mA ECO SR	independent	yes, 60V	yes	open circuit
			900	1	1	series	28000139	LCAI 65W 900-1750mA ECO lp	inbuilt linear	yes, 120V	yes	open circuit
			900	1	1	series	28000199	LCI 55W 900mA-1750mA TOP C	inbuilt compact	yes, 60V	no	open circuit
			900	1	1	series	28000200	LCI 55W 900mA-1750mA TOP SR	independent	yes, 60V	no	open circuit
			350	1	4	parallel	28000245	LCI 4x16W 200mA-400mA lp	inbuilt linear	yes, 60V	no	309,00 kΩ
	89601783	SLE-PURE-G3-17-2000-840-CLA	350	1	1	series	28000132	LCAI 20W 150-400mA ECO lp	inbuilt linear	yes, 60V	yes	12,00 kΩ
	89601793	SLE-PURE-G3-17-2000-840-CLA-W/O-C										
			350	1	1	series	28000122	LCAI 20W 350-900mA ECO C	inbuilt compact	yes, 60V	yes	open circuit
			350	1	1	series	28000123	LCAI 20W 350-900mA ECO SR	independent	yes, 60V	yes	open circuit
			350	2	2	series	28000133	LCAI 35W 150-400mA ECO lp	inbuilt linear	no	yes	12,00 kΩ
			350	2	2	series	28000124	LCAI 35W 350-900mA ECO C	inbuilt compact	yes, 120V	yes	open circuit
			350	2	2	series	28000125	LCAI 35W 350-900mA ECO SR	independent	yes, 120V	yes	open circuit
			350	2	3	series	86459431	LCAI 050/0350	inbuilt linear	no	yes	n.a.
			350	3	4	series	28000134	LCAI 65W 150-400mA ECO lp	inbuilt linear	no	yes	12,00 kΩ
			350	4	6	series	28000211	LCAI 080/0350	inbuilt linear	no	yes	n.a.
							86459393					

## LED System Matrix

Image	Article no.	Module	Current	Min.	Max.	Wiring	Article no.	Control gear	Application	SELV	Dimmable	Resistor value
			350	1	1	series	28000205	LCI 20W 150mA-400mA TOP Ip	inbuilt linear	yes, 60V	no	12,00 kΩ
			350	1	1	series	28000191	LCI 20W 350mA-900mA TOP C	inbuilt compact	yes, 60V	no	open circuit
			350	1	1	series	28000192	LCI 20W 350mA-900mA TOP SR	independent	yes, 60V	no	open circuit
			350	2	2	series	28000193	LCI 35W 350mA-900mA TOP C	inbuilt compact	yes, 120V	no	open circuit
			350	2	2	series	28000194	LCI 35W 350mA-900mA TOP SR	independent	yes, 120V	no	open circuit
			350	2	3	series	28000159	LCI 050/0350 I010	inbuilt linear	no	no	n.a.
			350	4	6	series	28000093	LCI 080/0350 I010	inbuilt linear	no	no	n.a.
			350	1	1	series	87500220	LCI 20W 350mA TEC Ip	inbuilt linear	yes, 120V	no	n.a.
			350	1	1	series	87500079	LCI 20W 350mA TEC C	inbuilt compact	yes, 120V	no	n.a.
			350	1	1	series	87500187	LCI 20W 350mA TEC SR	independent	yes, 120V	no	n.a.
			350	2	2	series	87500223	LCI 35W 350mA TEC Ip	inbuilt linear	yes, 120V	no	n.a.
			350	2	2	series	87500192	LCI 35W 350mA TEC C	inbuilt compact	yes, 120V	no	n.a.
			350	2	2	series	87500193	LCI 35W 350mA TEC SR	independent	yes, 120V	no	n.a.
			350	1	1	series	89800255	LCBI 15W 350mA BASIC phase-cut Ip	inbuilt linear	yes, 60V	phase-cut	n.a.
			350	1	1	series	89800266	LCBI 15W 350mA BASIC phase-cut SR	independent	yes, 60V	phase-cut	n.a.
			350	1	1	series	89800277	LCI 15W 350mA stepDIM Ip	inbuilt linear	yes, 60V	phase-cut	n.a.
			500	1	1	series	28000122	LCAI 20W 350-900mA ECO C	inbuilt compact	yes, 60V	yes	49,90 kΩ
			500	1	1	series	28000123	LCAI 20W 350-900mA ECO SR	independent	yes, 60V	yes	49,90 kΩ
			500	1	1	series	28000124	LCAI 35W 350-900mA ECO C	inbuilt compact	yes, 120V	yes	49,90 kΩ
			500	1	1	series	28000125	LCAI 35W 350-900mA ECO SR	independent	yes, 120V	yes	49,90 kΩ
			500	1	1	series	28000191	LCI 20W 350mA-900mA TOP C	inbuilt compact	yes, 60V	no	49,90 kΩ
			500	1	1	series	28000192	LCI 20W 350mA-900mA TOP SR	independent	yes, 60V	no	49,90 kΩ
			500	1	1	series	28000193	LCI 35W 350mA-900mA TOP C	inbuilt compact	yes, 120V	no	49,90 kΩ
			500	1	1	series	28000194	LCI 35W 350mA-900mA TOP SR	independent	yes, 120V	no	49,90 kΩ
			500	1	1	series	87500221	LCI 20W 500mA TEC Ip	inbuilt linear	yes, 60V	no	n.a.
			500	1	1	series	87500188	LCI 20W 500mA TEC C	inbuilt compact	yes, 60V	no	n.a.
			500	1	1	series	87500189	LCI 20W 500mA TEC SR	independent	yes, 60V	no	n.a.
			500	1	1	series	87500224	LCI 35W 500mA TEC Ip	inbuilt linear	yes, 120V	no	n.a.
			500	1	1	series	87500194	LCI 35W 500mA TEC C	inbuilt compact	yes, 120V	no	n.a.
			500	1	1	series	87500195	LCI 35W 500mA TEC SR	independent	yes, 120V	no	n.a.
			700	1	1	series	28000124	LCAI 35W 350-900mA ECO C	inbuilt compact	yes, 120V	yes	22,00 kΩ
			700	1	1	series	28000125	LCAI 35W 350-900mA ECO SR	independent	yes, 120V	yes	22,00 kΩ
			700	1	1	series	28000193	LCI 35W 350mA-900mA TOP C	inbuilt compact	yes, 120V	no	22,00 kΩ
			700	1	1	series	28000194	LCI 35W 350mA-900mA TOP SR	independent	yes, 120V	no	22,00 kΩ
			700	1	1	series	87500225	LCI 35W 700mA TEC Ip	inbuilt linear	yes, 120V	no	n.a.
			700	1	1	series	87500196	LCI 35W 700mA TEC C	inbuilt compact	yes, 120V	no	n.a.
			700	1	1	series	87500197	LCI 35W 700mA TEC SR	independent	yes, 60V	no	n.a.
			700	2	2	series	87500227	LCI 60W 700mA TEC Ip	inbuilt linear	yes, 120V	no	n.a.
			700	2	2	series	87500200	LCI 60W 700mA TEC C	inbuilt compact	yes, 120V	no	n.a.
			700	2	2	series	87500201	LCI 60W 700mA TEC SR	independent	yes, 120V	no	n.a.
			900	1	1	series	28000128	LCAI 55W 900-1750mA ECO C	inbuilt compact	yes, 60V	yes	open circuit
			900	1	1	series	28000129	LCAI 55W 900-1750mA ECO SR	independent	yes, 60V	yes	open circuit
			900	1	1	series	28000139	LCAI 65W 900-1750mA ECO Ip	inbuilt linear	yes, 120V	yes	open circuit
			900	1	1	series	28000199	LCI 55W 900mA-1750mA TOP C	inbuilt compact	yes, 60V	no	open circuit
			900	1	1	series	28000200	LCI 55W 900mA-1750mA TOP SR	independent	yes, 60V	no	open circuit
			350	1	4	parallel	28000245	LCI 4x16W 200mA-400mA Ip	inbuilt linear	yes, 60V	no	309,00 kΩ

## LED System Matrix

Image	Article no.	Module	Current	Min.	Max.	Wiring	Article no.	Control gear	Application	SELV	Dimmable	Resistor value	
	89601800	SLE-G3-19-2000-830-CLA	350	1	1	series	28000132	LCAI 20W 150-400mA ECO Ip	inbuilt linear	yes, 60V	yes	12,00 kΩ	
	89601784	SLE-PURE-G3-19-2000-830-CLA											
	89601794	SLE-PURE-G3-19-2000-830-CLA W/O-C											
				350	1	1	series	28000122	LCAI 20W 350-900mA ECO C	inbuilt compact	yes, 60V	yes	open circuit
				350	1	1	series	28000123	LCAI 20W 350-900mA ECO SR	independent	yes, 60V	yes	open circuit
				350	2	2	series	28000133	LCAI 35W 150-400mA ECO Ip	inbuilt linear	no	yes	12,00 kΩ
				350	2	2	series	28000124	LCAI 35W 350-900mA ECO C	inbuilt compact	yes, 120V	yes	open circuit
				350	2	2	series	28000125	LCAI 35W 350-900mA ECO SR	independent	yes, 120V	yes	open circuit
				350	2	3	series	86459431	LCAI 050/0350	inbuilt linear	no	yes	n.a.
				350	3	4	series	28000134	LCAI 65W 150-400mA ECO Ip	inbuilt linear	no	yes	12,00 kΩ
				350	4	6	series	28000211	LCAI 080/0350	inbuilt linear	no	yes	n.a.
								86459393					
				350	1	1	series	28000205	LCAI 20W 150mA-400mA TOP Ip	inbuilt linear	yes, 60V	no	12,00 kΩ
				350	1	1	series	28000191	LCAI 20W 350mA-900mA TOP C	inbuilt compact	yes, 60V	no	open circuit
				350	1	1	series	28000192	LCAI 20W 350mA-900mA TOP SR	independent	yes, 60V	no	open circuit
			350	2	2	series	28000193	LCAI 35W 350mA-900mA TOP C	inbuilt compact	yes, 120V	no	open circuit	
			350	2	2	series	28000194	LCAI 35W 350mA-900mA TOP SR	independent	yes, 120V	no	open circuit	
			350	2	3	series	28000159	LCAI 050/0350 I010	inbuilt linear	no	no	n.a.	
			350	4	6	series	28000093	LCAI 080/0350 I010	inbuilt linear	no	no	n.a.	
			350	1	1	series	87500220	LCAI 20W 350mA TEC Ip	inbuilt linear	yes, 120V	no	n.a.	
			350	1	1	series	87500079	LCAI 20W 350mA TEC C	inbuilt compact	yes, 120V	no	n.a.	
			350	1	1	series	87500187	LCAI 20W 350mA TEC SR	independent	yes, 120V	no	n.a.	
			350	2	2	series	87500223	LCAI 35W 350mA TEC Ip	inbuilt linear	yes, 120V	no	n.a.	
			350	2	2	series	87500192	LCAI 35W 350mA TEC C	inbuilt compact	yes, 120V	no	n.a.	
			350	2	2	series	87500193	LCAI 35W 350mA TEC SR	independent	yes, 120V	no	n.a.	
			350	1	1	series	89800255	LCBI 15W 350mA BASIC phase-cut Ip	inbuilt linear	yes, 60V	phase-cut	n.a.	
			350	1	1	series	89800266	LCBI 15W 350mA BASIC phase-cut SR	independent	yes, 60V	phase-cut	n.a.	
			350	1	1	series	89800277	LCAI 15W 350mA stepDIM Ip	inbuilt linear	yes, 60V	phase-cut	n.a.	
			500	1	1	series	28000122	LCAI 20W 350-900mA ECO C	inbuilt compact	yes, 60V	yes	49,90 kΩ	
			500	1	1	series	28000123	LCAI 20W 350-900mA ECO SR	independent	yes, 60V	yes	49,90 kΩ	
			500	1	1	series	28000124	LCAI 35W 350-900mA ECO C	inbuilt compact	yes, 120V	yes	49,90 kΩ	
			500	1	1	series	28000125	LCAI 35W 350-900mA ECO SR	independent	yes, 120V	yes	49,90 kΩ	
			500	1	1	series	28000191	LCAI 20W 350mA-900mA TOP C	inbuilt compact	yes, 60V	no	49,90 kΩ	
			500	1	1	series	28000192	LCAI 20W 350mA-900mA TOP SR	independent	yes, 60V	no	49,90 kΩ	
			500	1	1	series	28000193	LCAI 35W 350mA-900mA TOP C	inbuilt compact	yes, 120V	no	49,90 kΩ	
			500	1	1	series	28000194	LCAI 35W 350mA-900mA TOP SR	independent	yes, 120V	no	49,90 kΩ	
			500	1	1	series	87500221	LCAI 20W 500mA TEC Ip	inbuilt linear	yes, 60V	no	n.a.	
			500	1	1	series	87500188	LCAI 20W 500mA TEC C	inbuilt compact	yes, 60V	no	n.a.	
			500	1	1	series	87500189	LCAI 20W 500mA TEC SR	independent	yes, 60V	no	n.a.	
			500	1	1	series	87500224	LCAI 35W 500mA TEC Ip	inbuilt linear	yes, 120V	no	n.a.	
			500	1	1	series	87500194	LCAI 35W 500mA TEC C	inbuilt compact	yes, 120V	no	n.a.	
			500	1	1	series	87500195	LCAI 35W 500mA TEC SR	independent	yes, 120V	no	n.a.	
			550	1	1	series	28000124	LCAI 35W 350-900mA ECO C	inbuilt compact	yes, 120V	yes	BLO	
			550	1	1	series	28000125	LCAI 35W 350-900mA ECO SR	independent	yes, 120V	yes	BLO	
			550	1	1	series	28000193	LCAI 35W 350mA-900mA TOP C	inbuilt compact	yes, 120V	no	BLO	
			550	1	1	series	28000194	LCAI 35W 350mA-900mA TOP SR	independent	yes, 120V	no	BLO	
			700	1	1	series	28000124	LCAI 35W 350-900mA ECO C	inbuilt compact	yes, 120V	yes	22,00 kΩ	
			700	1	1	series	28000125	LCAI 35W 350-900mA ECO SR	independent	yes, 120V	yes	22,00 kΩ	
			700	1	1	series	28000193	LCAI 35W 350mA-900mA TOP C	inbuilt compact	yes, 120V	no	22,00 kΩ	

## LED System Matrix

Image	Article no.	Module	Current	Min.	Max.	Wiring	Article no.	Control gear	Application	SELV	Dimmable	Resistor value
			700	1	1	series	28000194	LCI 35W 350mA-900mA TOP SR	independent	yes, 120V	no	22,00 kΩ
			700	1	1	series	87500225	LCI 35W 700mA TEC Ip	inbuilt linear	yes, 120V	no	n.a.
			700	1	1	series	87500196	LCI 35W 700mA TEC C	inbuilt compact	yes, 120V	no	n.a.
			700	1	1	series	87500197	LCI 35W 700mA TEC SR	independent	yes, 60V	no	n.a.
			700	2	2	series	87500227	LCI 60W 700mA TEC Ip	inbuilt linear	yes, 120V	no	n.a.
			700	2	2	series	87500200	LCI 60W 700mA TEC C	inbuilt compact	yes, 120V	no	n.a.
			700	2	2	series	87500201	LCI 60W 700mA TEC SR	independent	yes, 120V	no	n.a.
			900	1	1	series	28000128	LCAI 55W 900-1750mA ECO C	inbuilt compact	yes, 60V	yes	open circuit
			900	1	1	series	28000129	LCAI 55W 900-1750mA ECO SR	independent	yes, 60V	yes	open circuit
			900	1	1	series	28000139	LCAI 65W 900-1750mA ECO Ip	inbuilt linear	yes, 120V	yes	open circuit
			900	1	1	series	28000199	LCI 55W 900mA-1750mA TOP C	inbuilt compact	yes, 60V	no	open circuit
			900	1	1	series	28000200	LCI 55W 900mA-1750mA TOP SR	independent	yes, 60V	no	open circuit
			350	1	4	parallel	28000245	LCI 4x16W 200mA-400mA Ip	inbuilt linear	yes, 60V	no	309,00 kΩ
	89601801	SLE-G3-19-2000-840-CLA	350	1	1	series	28000132	LCAI 20W 150-400mA ECO Ip	inbuilt linear	yes, 60V	yes	12,00 kΩ
	89601785	SLE-PURE-G3-19-2000-840-CLA										
	89601795	SLE-PURE-G3-19-2000-840-CLA W/O-C										
			350	1	1	series	28000122	LCAI 20W 350-900mA ECO C	inbuilt compact	yes, 60V	yes	open circuit
			350	1	1	series	28000123	LCAI 20W 350-900mA ECO SR	independent	yes, 60V	yes	open circuit
			350	2	2	series	28000133	LCAI 35W 150-400mA ECO Ip	inbuilt linear	no	yes	12,00 kΩ
			350	2	2	series	28000124	LCAI 35W 350-900mA ECO C	inbuilt compact	yes, 120V	yes	open circuit
			350	2	2	series	28000125	LCAI 35W 350-900mA ECO SR	independent	yes, 120V	yes	open circuit
			350	2	3	series	86459431	LCAI 050/0350	inbuilt linear	no	yes	n.a.
			350	3	4	series	28000134	LCAI 65W 150-400mA ECO Ip	inbuilt linear	no	yes	12,00 kΩ
			350	4	6	series	28000211	LCAI 080/0350	inbuilt linear	no	yes	n.a.
							86459393					
			350	1	1	series	28000205	LCI 20W 150mA-400mA TOP Ip	inbuilt linear	yes, 60V	no	12,00 kΩ
			350	1	1	series	28000191	LCI 20W 350mA-900mA TOP C	inbuilt compact	yes, 60V	no	open circuit
			350	1	1	series	28000192	LCI 20W 350mA-900mA TOP SR	independent	yes, 60V	no	open circuit
			350	2	2	series	28000193	LCI 35W 350mA-900mA TOP C	inbuilt compact	yes, 120V	no	open circuit
			350	2	2	series	28000194	LCI 35W 350mA-900mA TOP SR	independent	yes, 120V	no	open circuit
			350	2	3	series	28000159	LCI 050/0350 I010	inbuilt linear	no	no	n.a.
			350	4	6	series	28000093	LCI 080/0350 I010	inbuilt linear	no	no	n.a.
			350	1	1	series	87500220	LCI 20W 350mA TEC Ip	inbuilt linear	yes, 120V	no	n.a.
			350	1	1	series	87500079	LCI 20W 350mA TEC C	inbuilt compact	yes, 120V	no	n.a.
			350	1	1	series	87500187	LCI 20W 350mA TEC SR	independent	yes, 120V	no	n.a.
			350	2	2	series	87500223	LCI 35W 350mA TEC Ip	inbuilt linear	yes, 120V	no	n.a.
			350	2	2	series	87500192	LCI 35W 350mA TEC C	inbuilt compact	yes, 120V	no	n.a.
			350	2	2	series	87500193	LCI 35W 350mA TEC SR	independent	yes, 120V	no	n.a.
			350	1	1	series	89800255	LCBI 15W 350mA BASIC phase-cut Ip	inbuilt linear	yes, 60V	phase-cut	n.a.
			350	1	1	series	89800266	LCBI 15W 350mA BASIC phase-cut SR	independent	yes, 60V	phase-cut	n.a.
			350	1	1	series	89800277	LCI 15W 350mA stepDIM Ip	inbuilt linear	yes, 60V	phase-cut	n.a.
			500	1	1	series	28000122	LCAI 20W 350-900mA ECO C	inbuilt compact	yes, 60V	yes	BLO
			500	1	1	series	28000123	LCAI 20W 350-900mA ECO SR	independent	yes, 60V	yes	BLO
			500	1	1	series	28000124	LCAI 35W 350-900mA ECO C	inbuilt compact	yes, 120V	yes	BLO
			500	1	1	series	28000125	LCAI 35W 350-900mA ECO SR	independent	yes, 120V	yes	BLO
			500	1	1	series	28000191	LCI 20W 350mA-900mA TOP C	inbuilt compact	yes, 60V	no	BLO
			500	1	1	series	28000192	LCI 20W 350mA-900mA TOP SR	independent	yes, 60V	no	BLO
			500	1	1	series	28000193	LCI 35W 350mA-900mA TOP C	inbuilt compact	yes, 120V	no	BLO
			500	1	1	series	28000194	LCI 35W 350mA-900mA TOP SR	independent	yes, 120V	no	BLO



## LED System Matrix

Image	Article no.	Module	Current	Min.	Max.	Wiring	Article no.	Control gear	Application	SELV	Dimmable	Resistor value
			700	1	1	series	28000124	LCAI 35W 350-900mA ECO C	inbuilt compact	yes, 120V	yes	22,00 kΩ
			700	1	1	series	28000125	LCAI 35W 350-900mA ECO SR	independent	yes, 120V	yes	22,00 kΩ
			700	1	1	series	28000193	LCI 35W 350mA-900mA TOP C	inbuilt compact	yes, 120V	no	22,00 kΩ
			700	1	1	series	28000194	LCI 35W 350mA-900mA TOP SR	independent	yes, 120V	no	22,00 kΩ
			700	1	1	series	87500225	LCI 35W 700mA TEC Ip	inbuilt linear	yes, 120V	no	n.a.
			700	1	1	series	87500196	LCI 35W 700mA TEC C	inbuilt compact	yes, 120V	no	n.a.
			700	1	1	series	87500197	LCI 35W 700mA TEC SR	independent	yes, 60V	no	n.a.
			700	2	2	series	87500227	LCI 60W 700mA TEC Ip	inbuilt linear	yes, 120V	no	n.a.
			700	2	2	series	87500200	LCI 60W 700mA TEC C	inbuilt compact	yes, 120V	no	n.a.
			700	2	2	series	87500201	LCI 60W 700mA TEC SR	independent	yes, 120V	no	n.a.
			900	1	1	series	28000128	LCAI 55W 900-1750mA ECO C	inbuilt compact	yes, 60V	yes	open circuit
			900	1	1	series	28000129	LCAI 55W 900-1750mA ECO SR	independent	yes, 60V	yes	open circuit
			900	1	1	series	28000139	LCAI 65W 900-1750mA ECO Ip	inbuilt linear	yes, 120V	yes	open circuit
			900	1	1	series	28000199	LCI 55W 900mA-1750mA TOP C	inbuilt compact	yes, 60V	no	open circuit
			900	1	1	series	28000200	LCI 55W 900mA-1750mA TOP SR	independent	yes, 60V	no	open circuit
			350	1	4	parallel	28000245	LCI 4x16W 200mA-400mA Ip	inbuilt linear	yes, 60V	no	309,00 kΩ
			350	1	1	series	28000132	LCAI 20W 150-400mA ECO Ip	inbuilt linear	yes, 60V	yes	12,00 kΩ
	89601810	SLE-G3-19-3000-830-CLA										
	89601806	SLE-PURE-G3-19-3000-830-CLA										
	89601808	SLE-PURE-G3-19-3000-830-CLA W/O-C										
			350	1	1	series	28000122	LCAI 20W 350-900mA ECO C	inbuilt compact	yes, 60V	yes	open circuit
			350	1	1	series	28000123	LCAI 20W 350-900mA ECO SR	independent	yes, 60V	yes	open circuit
			350	2	2	series	28000133	LCAI 35W 150-400mA ECO Ip	inbuilt linear	no	yes	12,00 kΩ
			350	2	2	series	28000124	LCAI 35W 350-900mA ECO C	inbuilt compact	yes, 120V	yes	open circuit
			350	2	2	series	28000125	LCAI 35W 350-900mA ECO SR	independent	yes, 120V	yes	open circuit
			350	2	3	series	86459431	LCAI 050/0350	inbuilt linear	no	yes	n.a.
			350	3	5	series	28000134	LCAI 65W 150-400mA ECO Ip	inbuilt linear	no	yes	12,00 kΩ
			350	4	6	series	28000211	LCAI 080/0350	inbuilt linear	no	yes	n.a.
							86459393					
			350	1	1	series	28000205	LCI 20W 150mA-400mA TOP Ip	inbuilt linear	yes, 60V	no	12,00 kΩ
			350	1	1	series	28000191	LCI 20W 350mA-900mA TOP C	inbuilt compact	yes, 60V	no	open circuit
			350	1	1	series	28000192	LCI 20W 350mA-900mA TOP SR	independent	yes, 60V	no	open circuit
			350	2	2	series	28000193	LCI 35W 350mA-900mA TOP C	inbuilt compact	yes, 120V	no	open circuit
			350	2	2	series	28000194	LCI 35W 350mA-900mA TOP SR	independent	yes, 120V	no	open circuit
			350	2	3	series	28000159	LCI 050/0350 I010	inbuilt linear	no	no	n.a.
			350	4	6	series	28000093	LCI 080/0350 I010	inbuilt linear	no	no	n.a.
			350	1	1	series	87500220	LCI 20W 350mA TEC Ip	inbuilt linear	yes, 120V	no	n.a.
			350	1	1	series	87500079	LCI 20W 350mA TEC C	inbuilt compact	yes, 120V	no	n.a.
			350	1	1	series	87500187	LCI 20W 350mA TEC SR	independent	yes, 120V	no	n.a.
			350	2	2	series	87500223	LCI 35W 350mA TEC Ip	inbuilt linear	yes, 120V	no	n.a.
			350	2	2	series	87500192	LCI 35W 350mA TEC C	inbuilt compact	yes, 120V	no	n.a.
			350	2	2	series	87500193	LCI 35W 350mA TEC SR	independent	yes, 120V	no	n.a.
			350	1	1	series	89800255	LCBI 15W 350mA BASIC phase-cut Ip	inbuilt linear	yes, 60V	phase-cut	n.a.
			350	1	1	series	89800266	LCBI 15W 350mA BASIC phase-cut SR	independent	yes, 60V	phase-cut	n.a.
			350	1	1	series	89800277	LCI 15W 350mA stepDIM Ip	inbuilt linear	yes, 60V	phase-cut	n.a.
			500	1	1	series	28000122	LCAI 20W 350-900mA ECO C	inbuilt compact	yes, 60V	yes	49,90 kΩ
			500	1	1	series	28000123	LCAI 20W 350-900mA ECO SR	independent	yes, 60V	yes	49,90 kΩ
			500	1	1	series	28000124	LCAI 35W 350-900mA ECO C	inbuilt compact	yes, 120V	yes	49,90 kΩ
			500	1	1	series	28000125	LCAI 35W 350-900mA ECO SR	independent	yes, 120V	yes	49,90 kΩ
			500	1	1	series	28000191	LCI 20W 350mA-900mA TOP C	inbuilt compact	yes, 60V	no	49,90 kΩ

## LED System Matrix

Image	Article no.	Module	Current	Min.	Max.	Wiring	Article no.	Control gear	Application	SELV	Dimmable	Resistor value
			500	1	1	series	28000192	LCI 20W 350mA-900mA TOP SR	independent	yes, 60V	no	49,90 kΩ
			500	1	1	series	28000193	LCI 35W 350mA-900mA TOP C	inbuilt compact	yes, 120V	no	49,90 kΩ
			500	1	1	series	28000194	LCI 35W 350mA-900mA TOP SR	independent	yes, 120V	no	49,90 kΩ
			500	1	1	series	87500221	LCI 20W 500mA TEC Ip	inbuilt linear	yes, 60V	no	n.a.
			500	1	1	series	87500188	LCI 20W 500mA TEC C	inbuilt compact	yes, 60V	no	n.a.
			500	1	1	series	87500189	LCI 20W 500mA TEC SR	independent	yes, 60V	no	n.a.
			700	1	1	series	28000124	LCAI 35W 350-900mA ECO C	inbuilt compact	yes, 120V	yes	22,00 kΩ
			700	1	1	series	28000125	LCAI 35W 350-900mA ECO SR	independent	yes, 120V	yes	22,00 kΩ
			700	1	1	series	28000193	LCI 35W 350mA-900mA TOP C	inbuilt compact	yes, 120V	no	22,00 kΩ
			700	1	1	series	28000194	LCI 35W 350mA-900mA TOP SR	independent	yes, 120V	no	22,00 kΩ
			700	1	1	series	87500225	LCI 35W 700mA TEC Ip	inbuilt linear	yes, 120V	no	n.a.
			700	1	1	series	87500196	LCI 35W 700mA TEC C	inbuilt compact	yes, 120V	no	n.a.
			700	1	1	series	87500197	LCI 35W 700mA TEC SR	independent	yes, 60V	no	n.a.
			700	2	2	series	87500227	LCI 60W 700mA TEC Ip	inbuilt linear	yes, 120V	no	n.a.
			700	2	2	series	87500200	LCI 60W 700mA TEC C	inbuilt compact	yes, 120V	no	n.a.
			700	2	2	series	87500201	LCI 60W 700mA TEC SR	independent	yes, 120V	no	n.a.
			900	1	1	series	28000128	LCAI 55W 900-1750mA ECO C	inbuilt compact	yes, 60V	yes	open circuit
			900	1	1	series	28000129	LCAI 55W 900-1750mA ECO SR	independent	yes, 60V	yes	open circuit
			900	1	1	series	28000139	LCAI 65W 900-1750mA ECO Ip	inbuilt linear	yes, 120V	yes	open circuit
			900	1	1	series	28000199	LCI 55W 900mA-1750mA TOP C	inbuilt compact	yes, 60V	no	open circuit
			900	1	1	series	28000200	LCI 55W 900mA-1750mA TOP SR	independent	yes, 60V	no	open circuit
			900	1	1	series	87500245	LCI 42W 900mA TEC C	inbuilt compact	yes, 60V	no	n.a.
			1050	1	1	series	28000128	LCAI 55W 900-1750mA ECO C	inbuilt compact	yes, 60V	yes	56,00 kΩ
			1050	1	1	series	28000129	LCAI 55W 900-1750mA ECO SR	independent	yes, 60V	yes	56,00 kΩ
			1050	1	1	series	28000139	LCAI 65W 900-1750mA ECO Ip	inbuilt linear	yes, 120V	yes	56,00 kΩ
			1050	1	1	series	28000199	LCI 55W 900mA-1750mA TOP C	inbuilt compact	yes, 60V	no	56,00 kΩ
			1050	1	1	series	28000200	LCI 55W 900mA-1750mA TOP SR	independent	yes, 60V	no	56,00 kΩ
			1050	1	1	series	87500228	LCI 60W 1050mA TEC Ip	inbuilt linear	yes, 120V	no	n.a.
			1050	1	1	series	87500202	LCI 60W 1050mA TEC C	inbuilt compact	yes, 120V	no	n.a.
			1050	1	1	series	87500203	LCI 60W 1050mA TEC SR	independent	yes, 120V	no	n.a.
			1400	1	1	series	28000139	LCAI 65W 900-1750mA ECO Ip	inbuilt linear	yes, 120V	yes	22,00 kΩ
			350	1	4	parallel	28000245	LCI 4x16W 200mA-400mA Ip	inbuilt linear	yes, 60V	no	309,00 kΩ
			900	1	1	series	28000124	LCAI 35W 350-900mA ECO C	inbuilt compact	yes, 120V	yes	BLO
			900	1	1	series	28000125	LCAI 35W 350-900mA ECO SR	independent	yes, 120V	yes	BLO
			900	1	1	series	28000193	LCI 35W 350mA-900mA TOP C	inbuilt compact	yes, 120V	no	BLO
			900	1	1	series	28000194	LCI 35W 350mA-900mA TOP SR	independent	yes, 120V	no	BLO
	89601811	SLE-G3-19-3000-840-CLA	350	1	1	series	28000132	LCAI 20W 150-400mA ECO Ip	inbuilt linear	yes, 60V	yes	12,00 kΩ
	89601807	SLE-PURE-G3-19-3000-840-CLA										
	89601809	SLE-PURE-G3-19-3000-840-CLA W/O-C										
			350	1	1	series	28000122	LCAI 20W 350-900mA ECO C	inbuilt compact	yes, 60V	yes	open circuit
			350	1	1	series	28000123	LCAI 20W 350-900mA ECO SR	independent	yes, 60V	yes	open circuit
			350	2	2	series	28000133	LCAI 35W 150-400mA ECO Ip	inbuilt linear	no	yes	12,00 kΩ
			350	2	2	series	28000124	LCAI 35W 350-900mA ECO C	inbuilt compact	yes, 120V	yes	open circuit
			350	2	2	series	28000125	LCAI 35W 350-900mA ECO SR	independent	yes, 120V	yes	open circuit
			350	2	3	series	86459431	LCAI 050/0350	inbuilt linear	no	yes	n.a.
			350	3	5	series	28000134	LCAI 65W 150-400mA ECO Ip	inbuilt linear	no	yes	12,00 kΩ
			350	4	6	series	28000211	LCAI 080/0350	inbuilt linear	no	yes	n.a.
							86459393					

## LED System Matrix

Image	Article no.	Module	Current	Min.	Max.	Wiring	Article no.	Control gear	Application	SELV	Dimmable	Resistor value
			350	1	1	series	28000205	LCI 20W 150mA-400mA TOP Ip	inbuilt linear	yes, 60V	no	12,00 kΩ
			350	1	1	series	28000191	LCI 20W 350mA-900mA TOP C	inbuilt compact	yes, 60V	no	open circuit
			350	1	1	series	28000192	LCI 20W 350mA-900mA TOP SR	independent	yes, 60V	no	open circuit
			350	2	2	series	28000193	LCI 35W 350mA-900mA TOP C	inbuilt compact	yes, 120V	no	open circuit
			350	2	2	series	28000194	LCI 35W 350mA-900mA TOP SR	independent	yes, 120V	no	open circuit
			350	2	3	series	28000159	LCI 050/0350 I010	inbuilt linear	no	no	n.a.
			350	4	6	series	28000093	LCI 080/0350 I010	inbuilt linear	no	no	n.a.
			350	1	1	series	87500220	LCI 20W 350mA TEC Ip	inbuilt linear	yes, 120V	no	n.a.
			350	1	1	series	87500079	LCI 20W 350mA TEC C	inbuilt compact	yes, 120V	no	n.a.
			350	1	1	series	87500187	LCI 20W 350mA TEC SR	independent	yes, 120V	no	n.a.
			350	2	2	series	87500223	LCI 35W 350mA TEC Ip	inbuilt linear	yes, 120V	no	n.a.
			350	2	2	series	87500192	LCI 35W 350mA TEC C	inbuilt compact	yes, 120V	no	n.a.
			350	2	2	series	87500193	LCI 35W 350mA TEC SR	independent	yes, 120V	no	n.a.
			350	1	1	series	89800255	LCBI 15W 350mA BASIC phase-cut Ip	inbuilt linear	yes, 60V	phase-cut	n.a.
			350	1	1	series	89800266	LCBI 15W 350mA BASIC phase-cut SR	independent	yes, 60V	phase-cut	n.a.
			350	1	1	series	89800277	LCI 15W 350mA stepDIM Ip	inbuilt linear	yes, 60V	phase-cut	n.a.
			500	1	1	series	28000122	LCAI 20W 350-900mA ECO C	inbuilt compact	yes, 60V	yes	49,90 kΩ
			500	1	1	series	28000123	LCAI 20W 350-900mA ECO SR	independent	yes, 60V	yes	49,90 kΩ
			500	1	1	series	28000124	LCAI 35W 350-900mA ECO C	inbuilt compact	yes, 120V	yes	49,90 kΩ
			500	1	1	series	28000125	LCAI 35W 350-900mA ECO SR	independent	yes, 120V	yes	49,90 kΩ
			500	1	1	series	28000191	LCI 20W 350mA-900mA TOP C	inbuilt compact	yes, 60V	no	49,90 kΩ
			500	1	1	series	28000192	LCI 20W 350mA-900mA TOP SR	independent	yes, 60V	no	49,90 kΩ
			500	1	1	series	28000193	LCI 35W 350mA-900mA TOP C	inbuilt compact	yes, 120V	no	49,90 kΩ
			500	1	1	series	28000194	LCI 35W 350mA-900mA TOP SR	independent	yes, 120V	no	49,90 kΩ
			500	1	1	series	87500221	LCI 20W 500mA TEC Ip	inbuilt linear	yes, 60V	no	n.a.
			500	1	1	series	87500188	LCI 20W 500mA TEC C	inbuilt compact	yes, 60V	no	n.a.
			500	1	1	series	87500189	LCI 20W 500mA TEC SR	independent	yes, 60V	no	n.a.
			700	1	1	series	28000124	LCAI 35W 350-900mA ECO C	inbuilt compact	yes, 120V	yes	22,00 kΩ
			700	1	1	series	28000125	LCAI 35W 350-900mA ECO SR	independent	yes, 120V	yes	22,00 kΩ
			700	1	1	series	28000193	LCI 35W 350mA-900mA TOP C	inbuilt compact	yes, 120V	no	22,00 kΩ
			700	1	1	series	28000194	LCI 35W 350mA-900mA TOP SR	independent	yes, 120V	no	22,00 kΩ
			700	1	1	series	87500225	LCI 35W 700mA TEC Ip	inbuilt linear	yes, 120V	no	n.a.
			700	1	1	series	87500196	LCI 35W 700mA TEC C	inbuilt compact	yes, 120V	no	n.a.
			700	1	1	series	87500197	LCI 35W 700mA TEC SR	independent	yes, 60V	no	n.a.
			700	2	2	series	87500227	LCI 60W 700mA TEC Ip	inbuilt linear	yes, 120V	no	n.a.
			700	2	2	series	87500200	LCI 60W 700mA TEC C	inbuilt compact	yes, 120V	no	n.a.
			700	2	2	series	87500201	LCI 60W 700mA TEC SR	independent	yes, 120V	no	n.a.
			800	1	1	series	28000124	LCAI 35W 350-900mA ECO C	inbuilt compact	yes, 120V	yes	BLO
			800	1	1	series	28000125	LCAI 35W 350-900mA ECO SR	independent	yes, 120V	yes	BLO
			800	1	1	series	28000193	LCI 35W 350mA-900mA TOP C	inbuilt compact	yes, 120V	no	BLO
			800	1	1	series	28000194	LCI 35W 350mA-900mA TOP SR	independent	yes, 120V	no	BLO
			900	1	1	series	28000128	LCAI 55W 900-1750mA ECO C	inbuilt compact	yes, 60V	yes	open circuit
			900	1	1	series	28000129	LCAI 55W 900-1750mA ECO SR	independent	yes, 60V	yes	open circuit
			900	1	1	series	28000139	LCAI 65W 900-1750mA ECO Ip	inbuilt linear	yes, 120V	yes	open circuit
			900	1	1	series	28000199	LCI 55W 900mA-1750mA TOP C	inbuilt compact	yes, 60V	no	open circuit
			900	1	1	series	28000200	LCI 55W 900mA-1750mA TOP SR	independent	yes, 60V	no	open circuit
			900	1	1	series	87500245	LCI 42W 900mA TEC C	inbuilt compact	yes, 60V	no	n.a.
			1050	1	1	series	28000128	LCAI 55W 900-1750mA ECO C	inbuilt compact	yes, 60V	yes	56,00 kΩ
			1050	1	1	series	28000129	LCAI 55W 900-1750mA ECO SR	independent	yes, 60V	yes	56,00 kΩ

## LED System Matrix

Image	Article no.	Module	Current	Min.	Max.	Wiring	Article no.	Control gear	Application	SELV	Dimmable	Resistor value
			1050	1	1	series	28000139	LCAI 65W 900-1750mA ECO Ip	inbuilt linear	yes, 120V	yes	56,00 kΩ
			1050	1	1	series	28000199	LCI 55W 900mA-1750mA TOP C	inbuilt compact	yes, 60V	no	56,00 kΩ
			1050	1	1	series	28000200	LCI 55W 900mA-1750mA TOP SR	independent	yes, 60V	no	56,00 kΩ
			1050	1	1	series	87500228	LCI 60W 1050mA TEC Ip	inbuilt linear	yes, 120V	no	n.a.
			1050	1	1	series	87500202	LCI 60W 1050mA TEC C	inbuilt compact	yes, 120V	no	n.a.
			1050	1	1	series	87500203	LCI 60W 1050mA TEC SR	independent	yes, 120V	no	n.a.
			1400	1	1	series	28000139	LCAI 65W 900-1750mA ECO Ip	inbuilt linear	yes, 120V	yes	22,00 kΩ
			350	1	4	parallel	28000245	LCI 4x16W 200mA-400mA Ip	inbuilt linear	yes, 60V	no	309,00 kΩ
			500	1	1	series	28000122	LCAI 20W 350-900mA ECO C	inbuilt compact	yes, 60V	yes	49,90 kΩ
	89601802	SLE-G3-23-3000-830-CLA										
	89601786	SLE-PURE-G3-23-3000-830-CLA										
	89601796	SLE-PURE-G3-23-3000-830-CLA W/O-C										
			500	1	1	series	28000123	LCAI 20W 350-900mA ECO SR	independent	yes, 60V	yes	49,90 kΩ
			500	1	1	series	28000124	LCAI 35W 350-900mA ECO C	inbuilt compact	yes, 120V	yes	49,90 kΩ
			500	1	1	series	28000125	LCAI 35W 350-900mA ECO SR	independent	yes, 120V	yes	49,90 kΩ
			500	1	1	series	28000191	LCI 20W 350mA-900mA TOP C	inbuilt compact	yes, 60V	no	49,90 kΩ
			500	1	1	series	28000192	LCI 20W 350mA-900mA TOP SR	independent	yes, 60V	no	49,90 kΩ
			500	1	1	series	28000193	LCI 35W 350mA-900mA TOP C	inbuilt compact	yes, 120V	no	49,90 kΩ
			500	1	1	series	28000194	LCI 35W 350mA-900mA TOP SR	independent	yes, 120V	no	49,90 kΩ
			500	1	1	series	87500221	LCI 20W 500mA TEC Ip	inbuilt linear	yes, 60V	no	n.a.
			500	1	1	series	87500188	LCI 20W 500mA TEC C	inbuilt compact	yes, 60V	no	n.a.
			500	1	1	series	87500189	LCI 20W 500mA TEC SR	independent	yes, 60V	no	n.a.
			700	1	1	series	28000124	LCAI 35W 350-900mA ECO C	inbuilt compact	yes, 120V	yes	22,00 kΩ
			700	1	1	series	28000125	LCAI 35W 350-900mA ECO SR	independent	yes, 120V	yes	22,00 kΩ
			700	1	1	series	28000193	LCI 35W 350mA-900mA TOP C	inbuilt compact	yes, 120V	no	22,00 kΩ
			700	1	1	series	28000194	LCI 35W 350mA-900mA TOP SR	independent	yes, 120V	no	22,00 kΩ
			700	1	1	series	87500225	LCI 35W 700mA TEC Ip	inbuilt linear	yes, 120V	no	n.a.
			700	1	1	series	87500196	LCI 35W 700mA TEC C	inbuilt compact	yes, 120V	no	n.a.
			700	1	1	series	87500197	LCI 35W 700mA TEC SR	independent	yes, 60V	no	n.a.
			700	2	2	series	87500227	LCI 60W 700mA TEC Ip	inbuilt linear	yes, 120V	no	n.a.
			700	2	2	series	87500200	LCI 60W 700mA TEC C	inbuilt compact	yes, 120V	no	n.a.
			700	2	2	series	87500201	LCI 60W 700mA TEC SR	independent	yes, 120V	no	n.a.
			850	1	1	series	28000124	LCAI 35W 350-900mA ECO C	inbuilt compact	yes, 120V	yes	BLO
			850	1	1	series	28000125	LCAI 35W 350-900mA ECO SR	independent	yes, 120V	yes	BLO
			850	1	1	series	28000193	LCI 35W 350mA-900mA TOP C	inbuilt compact	yes, 120V	no	BLO
			850	1	1	series	28000194	LCI 35W 350mA-900mA TOP SR	independent	yes, 120V	no	BLO
			900	1	1	series	28000128	LCAI 55W 900-1750mA ECO C	inbuilt compact	yes, 60V	yes	open circuit
			900	1	1	series	28000129	LCAI 55W 900-1750mA ECO SR	independent	yes, 60V	yes	open circuit
			900	1	1	series	28000139	LCAI 65W 900-1750mA ECO Ip	inbuilt linear	yes, 120V	yes	open circuit
			900	1	1	series	28000199	LCI 55W 900mA-1750mA TOP C	inbuilt compact	yes, 60V	no	open circuit
			900	1	1	series	28000200	LCI 55W 900mA-1750mA TOP SR	independent	yes, 60V	no	open circuit
			900	1	1	series	87500245	LCI 42W 900mA TEC C	inbuilt compact	yes, 60V	no	n.a.
			1050	1	1	series	28000128	LCAI 55W 900-1750mA ECO C	inbuilt compact	yes, 60V	yes	56,00 kΩ
			1050	1	1	series	28000129	LCAI 55W 900-1750mA ECO SR	independent	yes, 60V	yes	56,00 kΩ
			1050	1	1	series	28000139	LCAI 65W 900-1750mA ECO Ip	inbuilt linear	yes, 120V	yes	56,00 kΩ
			1050	1	1	series	28000199	LCI 55W 900mA-1750mA TOP C	inbuilt compact	yes, 60V	no	56,00 kΩ
			1050	1	1	series	28000200	LCI 55W 900mA-1750mA TOP SR	independent	yes, 60V	no	56,00 kΩ
			1050	1	1	series	87500247	LCI 42W 1050mA TEC C	inbuilt compact	yes, 60V	no	n.a.
			1050	1	1	series	87500228	LCI 60W 1050mA TEC Ip	inbuilt linear	yes, 120V	no	n.a.
			1050	1	1	series	87500202	LCI 60W 1050mA TEC C	inbuilt compact	yes, 120V	no	n.a.

## LED System Matrix

Image	Article no.	Module	Current	Min.	Max.	Wiring	Article no.	Control gear	Application	SELV	Dimmable	Resistor value
			1050	1	1	series	87500203	LCI 60W 1050mA TEC SR	independent	yes, 120V	no	n.a.
			1400	1	1	series	28000139	LCAI 65W 900-1750mA ECO Ip	inbuilt linear	yes, 120V	yes	22,00 kΩ
	89601803	SLE-G3-23-3000-840-CLA	500	1	1	series	28000122	LCAI 20W 350-900mA ECO C	inbuilt compact	yes, 60V	yes	49,90 kΩ
	89601787	SLE-PURE-G3-23-3000-840-CLA										
	89601797	SLE-PURE-G3-23-3000-840-CLA W/O-C										
			500	1	1	series	28000123	LCAI 20W 350-900mA ECO SR	independent	yes, 60V	yes	49,90 kΩ
			500	1	1	series	28000124	LCAI 35W 350-900mA ECO C	inbuilt compact	yes, 120V	yes	49,90 kΩ
			500	1	1	series	28000125	LCAI 35W 350-900mA ECO SR	independent	yes, 120V	yes	49,90 kΩ
			500	1	1	series	28000191	LCI 20W 350mA-900mA TOP C	inbuilt compact	yes, 60V	no	49,90 kΩ
			500	1	1	series	28000192	LCI 20W 350mA-900mA TOP SR	independent	yes, 60V	no	49,90 kΩ
			500	1	1	series	28000193	LCI 35W 350mA-900mA TOP C	inbuilt compact	yes, 120V	no	49,90 kΩ
			500	1	1	series	28000194	LCI 35W 350mA-900mA TOP SR	independent	yes, 120V	no	49,90 kΩ
			500	1	1	series	87500221	LCI 20W 500mA TEC Ip	inbuilt linear	yes, 60V	no	n.a.
			500	1	1	series	87500188	LCI 20W 500mA TEC C	inbuilt compact	yes, 60V	no	n.a.
			500	1	1	series	87500189	LCI 20W 500mA TEC SR	independent	yes, 60V	no	n.a.
			700	1	1	series	28000124	LCAI 35W 350-900mA ECO C	inbuilt compact	yes, 120V	yes	22,00 kΩ
			700	1	1	series	28000125	LCAI 35W 350-900mA ECO SR	independent	yes, 120V	yes	22,00 kΩ
			700	1	1	series	28000193	LCI 35W 350mA-900mA TOP C	inbuilt compact	yes, 120V	no	22,00 kΩ
			700	1	1	series	28000194	LCI 35W 350mA-900mA TOP SR	independent	yes, 120V	no	22,00 kΩ
			700	1	1	series	87500225	LCI 35W 700mA TEC Ip	inbuilt linear	yes, 120V	no	n.a.
			700	1	1	series	87500196	LCI 35W 700mA TEC C	inbuilt compact	yes, 120V	no	n.a.
			700	1	1	series	87500197	LCI 35W 700mA TEC SR	independent	yes, 60V	no	n.a.
			700	2	2	series	87500227	LCI 60W 700mA TEC Ip	inbuilt linear	yes, 120V	no	n.a.
			700	2	2	series	87500200	LCI 60W 700mA TEC C	inbuilt compact	yes, 120V	no	n.a.
			700	2	2	series	87500201	LCI 60W 700mA TEC SR	independent	yes, 120V	no	n.a.
			750	1	1	series	28000124	LCAI 35W 350-900mA ECO C	inbuilt compact	yes, 120V	yes	BLO
			750	1	1	series	28000125	LCAI 35W 350-900mA ECO SR	independent	yes, 120V	yes	BLO
			750	1	1	series	28000193	LCI 35W 350mA-900mA TOP C	inbuilt compact	yes, 120V	no	BLO
			750	1	1	series	28000194	LCI 35W 350mA-900mA TOP SR	independent	yes, 120V	no	BLO
			900	1	1	series	28000128	LCAI 55W 900-1750mA ECO C	inbuilt compact	yes, 60V	yes	open circuit
			900	1	1	series	28000129	LCAI 55W 900-1750mA ECO SR	independent	yes, 60V	yes	open circuit
			900	1	1	series	28000139	LCAI 65W 900-1750mA ECO Ip	inbuilt linear	yes, 120V	yes	open circuit
			900	1	1	series	28000199	LCI 55W 900mA-1750mA TOP C	inbuilt compact	yes, 60V	no	open circuit
			900	1	1	series	28000200	LCI 55W 900mA-1750mA TOP SR	independent	yes, 60V	no	open circuit
			900	1	1	series	87500245	LCI 42W 900mA TEC C	inbuilt compact	yes, 60V	no	n.a.
			1050	1	1	series	28000128	LCAI 55W 900-1750mA ECO C	inbuilt compact	yes, 60V	yes	56,00 kΩ
			1050	1	1	series	28000129	LCAI 55W 900-1750mA ECO SR	independent	yes, 60V	yes	56,00 kΩ
			1050	1	1	series	28000139	LCAI 65W 900-1750mA ECO Ip	inbuilt linear	yes, 120V	yes	56,00 kΩ
			1050	1	1	series	28000199	LCI 55W 900mA-1750mA TOP C	inbuilt compact	yes, 60V	no	56,00 kΩ
			1050	1	1	series	28000200	LCI 55W 900mA-1750mA TOP SR	independent	yes, 60V	no	56,00 kΩ
			1050	1	1	series	87500247	LCI 42W 1050mA TEC C	inbuilt compact	yes, 60V	no	n.a.
			1050	1	1	series	87500228	LCI 60W 1050mA TEC Ip	inbuilt linear	yes, 120V	no	n.a.
			1050	1	1	series	87500202	LCI 60W 1050mA TEC C	inbuilt compact	yes, 120V	no	n.a.
			1050	1	1	series	87500203	LCI 60W 1050mA TEC SR	independent	yes, 120V	no	n.a.
			1400	1	1	series	28000139	LCAI 65W 900-1750mA ECO Ip	inbuilt linear	yes, 120V	yes	22,00 kΩ


## LED System Matrix

Image	Article no.	Module	Current	Min.	Max.	Wiring	Article no.	Control gear	Application	SELV	Dimmable	Resistor value
	89601804	SLE-G3-23-4000-830-CLA	700	1	1	series	28000124	LCAI 35W 350-900mA ECO C	inbuilt compact	yes, 120V	yes	22,00 kΩ
	89601788	SLE-PURE-G3-23-4000-830-CLA										
	89601798	SLE-PURE-G3-23-4000-830-CLA W/O-C										
			700	1	1	series	28000125	LCAI 35W 350-900mA ECO SR	independent	yes, 120V	yes	22,00 kΩ
			700	1	1	series	28000193	LCI 35W 350mA-900mA TOP C	inbuilt compact	yes, 120V	no	22,00 kΩ
			700	1	1	series	28000194	LCI 35W 350mA-900mA TOP SR	independent	yes, 120V	no	22,00 kΩ
			700	1	1	series	87500225	LCI 35W 700mA TEC Ip	inbuilt linear	yes, 120V	no	n.a.
			700	1	1	series	87500196	LCI 35W 700mA TEC C	inbuilt compact	yes, 120V	no	n.a.
			700	1	1	series	87500197	LCI 35W 700mA TEC SR	independent	yes, 60V	no	n.a.
			700	2	2	series	87500227	LCI 60W 700mA TEC Ip	inbuilt linear	yes, 120V	no	n.a.
			700	2	2	series	87500200	LCI 60W 700mA TEC C	inbuilt compact	yes, 120V	no	n.a.
			700	2	2	series	87500201	LCI 60W 700mA TEC SR	independent	yes, 120V	no	n.a.
			900	1	1	series	28000138	LCAI 35W 900-1750mA ECO Ip	inbuilt linear	yes, 60V	yes	open circuit
			900	1	1	series	28000124	LCAI 35W 350-900mA ECO C	inbuilt compact	yes, 120V	yes	short circuit
			900	1	1	series	28000125	LCAI 35W 350-900mA ECO SR	independent	yes, 120V	yes	short circuit
			900	1	1	series	28000126	LCAI 35W 900-1750mA ECO C	inbuilt compact	yes, 60V	yes	open circuit
			900	1	1	series	28000127	LCAI 35W 900-1750mA ECO SR	independent	yes, 60V	yes	open circuit
			900	1	1	series	28000128	LCAI 55W 900-1750mA ECO C	inbuilt compact	yes, 60V	yes	open circuit
			900	1	1	series	28000129	LCAI 55W 900-1750mA ECO SR	independent	yes, 60V	yes	open circuit
			900	1	1	series	28000139	LCAI 65W 900-1750mA ECO Ip	inbuilt linear	yes, 120V	yes	open circuit
			900	1	1	series	28000193	LCI 35W 350mA-900mA TOP C	inbuilt compact	yes, 120V	no	short circuit
			900	1	1	series	28000194	LCI 35W 350mA-900mA TOP SR	independent	yes, 120V	no	short circuit
			900	1	1	series	28000195	LCI 35W 900mA-1750mA TOP C	inbuilt compact	yes, 60V	no	open circuit
			900	1	1	series	28000196	LCI 35W 900mA-1750mA TOP SR	independent	yes, 60V	no	open circuit
			900	1	1	series	28000199	LCI 55W 900mA-1750mA TOP C	inbuilt compact	yes, 60V	no	open circuit
			900	1	1	series	28000200	LCI 55W 900mA-1750mA TOP SR	independent	yes, 60V	no	open circuit
			900	1	1	series	87500245	LCI 42W 900mA TEC C	inbuilt compact	yes, 60V	no	n.a.
			1050	1	1	series	28000128	LCAI 55W 900-1750mA ECO C	inbuilt compact	yes, 60V	yes	56,00 kΩ
			1050	1	1	series	28000129	LCAI 55W 900-1750mA ECO SR	independent	yes, 60V	yes	56,00 kΩ
			1050	1	1	series	28000139	LCAI 65W 900-1750mA ECO Ip	inbuilt linear	yes, 120V	yes	56,00 kΩ
			1050	1	1	series	28000199	LCI 55W 900mA-1750mA TOP C	inbuilt compact	yes, 60V	no	56,00 kΩ
			1050	1	1	series	28000200	LCI 55W 900mA-1750mA TOP SR	independent	yes, 60V	no	56,00 kΩ
			1050	1	1	series	87500247	LCI 42W 1050mA TEC C	inbuilt compact	yes, 60V	no	n.a.
			1050	1	1	series	87500228	LCI 60W 1050mA TEC Ip	inbuilt linear	yes, 120V	no	n.a.
			1050	1	1	series	87500202	LCI 60W 1050mA TEC C	inbuilt compact	yes, 120V	no	n.a.
			1050	1	1	series	87500203	LCI 60W 1050mA TEC SR	independent	yes, 120V	no	n.a.
			1150	1	1	series	28000128	LCAI 55W 900-1750mA ECO C	inbuilt compact	yes, 60V	yes	BLO
			1150	1	1	series	28000129	LCAI 55W 900-1750mA ECO SR	independent	yes, 60V	yes	BLO
			1150	1	1	series	28000139	LCAI 65W 900-1750mA ECO Ip	inbuilt linear	yes, 120V	yes	BLO
			1150	1	1	series	28000199	LCI 55W 900mA-1750mA TOP C	inbuilt compact	yes, 60V	no	BLO
			1150	1	1	series	28000200	LCI 55W 900mA-1750mA TOP SR	independent	yes, 60V	no	BLO
			1400	1	1	series	28000139	LCAI 65W 900-1750mA ECO Ip	inbuilt linear	yes, 120V	yes	22,00 kΩ
			1400	1	1	series	87500229	LCI 65W 1400mA TEC Ip	inbuilt linear	yes, 60V	no	n.a.
			1400	1	1	series	87500204	LCI 65W 1400mA TEC C	inbuilt compact	yes, 60V	no	n.a.
			1400	1	1	series	87500201	LCI 65W 1400mA TEC SR	independent	yes, 60V	no	n.a.
			1400	1	1	series	28000199	LCI 55W 900mA-1750mA TOP C	inbuilt compact	yes, 60V	no	22,00 kΩ
			1400	1	1	series	28000200	LCI 55W 900mA-1750mA TOP SR	inbuilt compact	yes, 60V	no	22,00 kΩ

## LED System Matrix

Image	Article no.	Module	Current	Min.	Max.	Wiring	Article no.	Control gear	Application	SELV	Dimmable	Resistor value
	89601805	SLE-G3-23-4000-840-CLA	700	1	1	series	28000124	LCAI 35W 350-900mA ECO C	inbuilt compact	yes, 120V	yes	22,00 kΩ
	89601789	SLE-PURE-G3-23-4000-840-CLA										
	89601799	SLE-PURE-G3-23-4000-840-CLA W/O-C										
			700	1	1	series	28000125	LCAI 35W 350-900mA ECO SR	independent	yes, 120V	yes	22,00 kΩ
			700	1	1	series	28000193	LCI 35W 350mA-900mA TOP C	inbuilt compact	yes, 120V	no	22,00 kΩ
			700	1	1	series	28000194	LCI 35W 350mA-900mA TOP SR	independent	yes, 120V	no	22,00 kΩ
			700	1	1	series	87500225	LCI 35W 700mA TEC Ip	inbuilt linear	yes, 120V	no	n.a.
			700	1	1	series	87500196	LCI 35W 700mA TEC C	inbuilt compact	yes, 120V	no	n.a.
			700	1	1	series	87500197	LCI 35W 700mA TEC SR	independent	yes, 60V	no	n.a.
			700	2	2	series	87500227	LCI 60W 700mA TEC Ip	inbuilt linear	yes, 120V	no	n.a.
			700	2	2	series	87500200	LCI 60W 700mA TEC C	inbuilt compact	yes, 120V	no	n.a.
			700	2	2	series	87500201	LCI 60W 700mA TEC SR	independent	yes, 120V	no	n.a.
			900	1	1	series	28000138	LCAI 35W 900-1750mA ECO Ip	inbuilt linear	yes, 60V	yes	open circuit
			900	1	1	series	28000124	LCAI 35W 350-900mA ECO C	inbuilt compact	yes, 120V	yes	short circuit
			900	1	1	series	28000125	LCAI 35W 350-900mA ECO SR	independent	yes, 120V	yes	short circuit
			900	1	1	series	28000126	LCAI 35W 900-1750mA ECO C	inbuilt compact	yes, 60V	yes	open circuit
			900	1	1	series	28000127	LCAI 35W 900-1750mA ECO SR	independent	yes, 60V	yes	open circuit
			900	1	1	series	28000128	LCAI 55W 900-1750mA ECO C	inbuilt compact	yes, 60V	yes	open circuit
			900	1	1	series	28000129	LCAI 55W 900-1750mA ECO SR	independent	yes, 60V	yes	open circuit
			900	1	1	series	28000139	LCAI 65W 900-1750mA ECO Ip	inbuilt linear	yes, 120V	yes	open circuit
			900	1	1	series	28000193	LCI 35W 350mA-900mA TOP C	inbuilt compact	yes, 120V	no	short circuit
			900	1	1	series	28000194	LCI 35W 350mA-900mA TOP SR	independent	yes, 120V	no	short circuit
			900	1	1	series	28000195	LCI 35W 900mA-1750mA TOP C	inbuilt compact	yes, 60V	no	open circuit
			900	1	1	series	28000196	LCI 35W 900mA-1750mA TOP SR	independent	yes, 60V	no	open circuit
			900	1	1	series	28000199	LCI 55W 900mA-1750mA TOP C	inbuilt compact	yes, 60V	no	open circuit
			900	1	1	series	28000200	LCI 55W 900mA-1750mA TOP SR	independent	yes, 60V	no	open circuit
			900	1	1	series	87500245	LCI 42W 900mA TEC C	inbuilt compact	yes, 60V	no	n.a.
			1000	1	1	series	28000128	LCAI 55W 900-1750mA ECO C	inbuilt compact	yes, 60V	yes	BLO
			1000	1	1	series	28000129	LCAI 55W 900-1750mA ECO SR	independent	yes, 60V	yes	BLO
			1000	1	1	series	28000139	LCAI 65W 900-1750mA ECO Ip	inbuilt linear	yes, 120V	yes	BLO
			1000	1	1	series	28000199	LCI 55W 900mA-1750mA TOP C	inbuilt compact	yes, 60V	no	BLO
			1000	1	1	series	28000200	LCI 55W 900mA-1750mA TOP SR	independent	yes, 60V	no	BLO
			1050	1	1	series	28000128	LCAI 55W 900-1750mA ECO C	inbuilt compact	yes, 60V	yes	56,00 kΩ
			1050	1	1	series	28000129	LCAI 55W 900-1750mA ECO SR	independent	yes, 60V	yes	56,00 kΩ
			1050	1	1	series	28000139	LCAI 65W 900-1750mA ECO Ip	inbuilt linear	yes, 120V	yes	56,00 kΩ
			1050	1	1	series	28000199	LCI 55W 900mA-1750mA TOP C	inbuilt compact	yes, 60V	no	56,00 kΩ
			1050	1	1	series	28000200	LCI 55W 900mA-1750mA TOP SR	independent	yes, 60V	no	56,00 kΩ
			1050	1	1	series	87500247	LCI 42W 1050mA TEC C	inbuilt compact	yes, 60V	no	n.a.
			1050	1	1	series	87500228	LCI 60W 1050mA TEC Ip	inbuilt linear	yes, 120V	no	n.a.
			1050	1	1	series	87500202	LCI 60W 1050mA TEC C	inbuilt compact	yes, 120V	no	n.a.
			1050	1	1	series	87500203	LCI 60W 1050mA TEC SR	independent	yes, 120V	no	n.a.
			1400	1	1	series	28000139	LCAI 65W 900-1750mA ECO Ip	inbuilt linear	yes, 120V	yes	22,00 kΩ
			1400	1	1	series	87500229	LCI 65W 1400mA TEC Ip	inbuilt linear	yes, 60V	no	n.a.
			1400	1	1	series	87500204	LCI 65W 1400mA TEC C	inbuilt compact	yes, 60V	no	n.a.
			1400	1	1	series	87500201	LCI 65W 1400mA TEC SR	independent	yes, 60V	no	n.a.
			1400	1	1	series	28000199	LCI 55W 900mA-1750mA TOP C	inbuilt compact	yes, 60V	no	22,00 kΩ
			1400	1	1	series	28000200	LCI 55W 900mA-1750mA TOP SR	inbuilt compact	yes, 60V	no	22,00 kΩ

## LED System Matrix

Image	Article no.	Module	Current	Min.	Max.	Wiring	Article no.	Control gear	Application	SELV	Dimmable	Resistor value
	89601814	SLE-PURE-G3-10-1000-930-SEL	350	2	2	series	28000132	LCAI 20W 150-400mA ECO Ip	inbuilt linear	yes, 60V	yes	12,00 kΩ
	89601824	SLE-PURE-G3-10-1000-930-SEL-W/O-C										
			350	2	2	series	28000122	LCAI 20W 350-900mA ECO C	inbuilt compact	yes, 60V	yes	open circuit
			350	2	2	series	28000123	LCAI 20W 350-900mA ECO SR	independent	yes, 60V	yes	open circuit
			350	3	5	series	28000133	LCAI 35W 150-400mA ECO Ip	inbuilt linear	no	yes	12,00 kΩ
			350	3	4	series	28000124	LCAI 35W 350-900mA ECO C	inbuilt compact	yes, 120V	yes	open circuit
			350	3	4	series	28000125	LCAI 35W 350-900mA ECO SR	independent	yes, 120V	yes	open circuit
			350	4	7	series	86459431	LCAI 050/0350	inbuilt linear	no	yes	n.a.
			350	6	9	series	28000134	LCAI 65W 150-400mA ECO Ip	inbuilt linear	no	yes	12,00 kΩ
			350	8	12	series	28000211	LCAI 080/0350	inbuilt linear	no	yes	n.a.
							86459393					
			350	1	1	series	28000189	LCI 10W 150mA-400mA TOP C	inbuilt compact	yes, 60V	no	12,00 kΩ
			350	1	1	series	28000190	LCI 10W 350mA-900mA TOP C	inbuilt compact	yes, 60V	no	open circuit
			350	2	2	series	28000205	LCAI 20W 150mA-400mA TOP Ip	inbuilt linear	yes, 60V	no	12,00 kΩ
			350	2	2	series	28000191	LCI 20W 350mA-900mA TOP C	inbuilt compact	yes, 60V	no	open circuit
			350	2	2	series	28000192	LCI 20W 350mA-900mA TOP SR	independent	yes, 60V	no	open circuit
			350	3	4	series	28000193	LCI 35W 350mA-900mA TOP C	inbuilt compact	yes, 120V	no	open circuit
			350	3	4	series	28000194	LCI 35W 350mA-900mA TOP SR	independent	yes, 120V	no	open circuit
			350	4	7	series	28000159	LCI 050/0350 I010	inbuilt linear	no	no	n.a.
			350	8	12	series	28000093	LCI 080/0350 I010	inbuilt linear	no	no	n.a.
			350	1	1	series	87500219	LCI 10W 350mA TEC Ip	inbuilt linear	yes, 60V	no	n.a.
			350	1	1	series	87500239	LCI 10W 350mA TEC C	inbuilt compact	yes, 60V	no	n.a.
			350	1	1	series	87500240	LCI 10W 350mA TEC SR	inbuilt compact	yes, 60V	no	n.a.
			350	2	2	series	87500220	LCI 20W 350mA TEC Ip	inbuilt linear	yes, 120V	no	n.a.
			350	2	2	series	87500079	LCI 20W 350mA TEC C	inbuilt compact	yes, 120V	no	n.a.
			350	2	2	series	87500187	LCI 20W 350mA TEC SR	independent	yes, 120V	no	n.a.
			350	4	5	series	87500223	LCI 35W 350mA TEC Ip	inbuilt linear	yes, 120V	no	n.a.
			350	4	5	series	87500192	LCI 35W 350mA TEC C	inbuilt compact	yes, 120V	no	n.a.
			350	4	5	series	87500193	LCI 35W 350mA TEC SR	independent	yes, 120V	no	n.a.
			350	2	2	series	89800255	LCBI 15W 350mA BASIC phase-cut Ip	inbuilt linear	yes, 60V	phase-cut	n.a.
			350	2	2	series	89800266	LCBI 15W 350mA BASIC phase-cut SR	independent	yes, 60V	phase-cut	n.a.
			350	2	2	series	89800277	LCI 15W 350mA stepDIM Ip	inbuilt linear	yes, 60V	phase-cut	n.a.
			500	2	2	series	28000122	LCAI 20W 350-900mA ECO C	inbuilt compact	yes, 60V	yes	49,90 kΩ
			500	2	2	series	28000123	LCAI 20W 350-900mA ECO SR	independent	yes, 60V	yes	49,90 kΩ
			500	2	3	series	28000124	LCAI 35W 350-900mA ECO C	inbuilt compact	yes, 120V	yes	49,90 kΩ
			500	2	3	series	28000125	LCAI 35W 350-900mA ECO SR	independent	yes, 120V	yes	49,90 kΩ
			500	1	1	series	28000190	LCI 10W 350mA-900mA TOP C	inbuilt compact	yes, 60V	no	49,90 kΩ
			500	2	2	series	28000191	LCI 20W 350mA-900mA TOP C	inbuilt compact	yes, 60V	no	49,90 kΩ
			500	2	2	series	28000192	LCI 20W 350mA-900mA TOP SR	independent	yes, 60V	no	49,90 kΩ
			500	2	3	series	28000193	LCI 35W 350mA-900mA TOP C	inbuilt compact	yes, 120V	no	49,90 kΩ
			500	2	3	series	28000194	LCI 35W 350mA-900mA TOP SR	independent	yes, 120V	no	49,90 kΩ
			500	1	1	series	87500241	LCI 10W 500mA TEC C	inbuilt compact	yes, 60V	no	n.a.
			500	1	1	series	87500242	LCI 10W 500mA TEC SR	inbuilt compact	yes, 60V	no	n.a.
			500	2	2	series	87500221	LCI 20W 500mA TEC Ip	inbuilt linear	yes, 60V	no	n.a.
			500	2	2	series	87500188	LCI 20W 500mA TEC C	inbuilt compact	yes, 60V	no	n.a.
			500	2	2	series	87500189	LCI 20W 500mA TEC SR	independent	yes, 60V	no	n.a.
			500	3	3	series	87500224	LCI 35W 500mA TEC Ip	inbuilt linear	yes, 120V	no	n.a.
			500	3	3	series	87500194	LCI 35W 500mA TEC C	inbuilt compact	yes, 120V	no	n.a.
			500	3	3	series	87500195	LCI 35W 500mA TEC SR	independent	yes, 120V	no	n.a.



**LED System Matrix**

Image	Article no.	Module	Current	Min.	Max.	Wiring	Article no.	Control gear	Application	SELV	Dimmable	Resistor value
			500	1	1	series	89800256	LCBI 15W 500mA BASIC phase-cut Ip	inbuilt linear	yes, 60V	phase-cut	n.a.
			500	1	1	series	89800267	LCBI 15W 500mA BASIC phase-cut SR	independent	yes, 60V	phase-cut	n.a.
			500	1	1	series	89800278	LCI 15W 500mA stepDIM Ip	independent	yes, 60V	phase-cut	n.a.
			700	1	1	series	28000122	LCAI 20W 350-900mA ECO C	inbuilt compact	yes, 60V	yes	22,00 kΩ
			700	1	1	series	28000123	LCAI 20W 350-900mA ECO SR	independent	yes, 60V	yes	22,00 kΩ
			700	2	2	series	28000124	LCAI 35W 350-900mA ECO C	inbuilt compact	yes, 120V	yes	22,00 kΩ
			700	2	2	series	28000125	LCAI 35W 350-900mA ECO SR	independent	yes, 120V	yes	22,00 kΩ
			700	1	1	series	28000191	LCI 20W 350mA-900mA TOP C	inbuilt compact	yes, 60V	no	22,00 kΩ
			700	1	1	series	28000192	LCI 20W 350mA-900mA TOP SR	independent	yes, 60V	no	22,00 kΩ
			700	2	2	series	28000193	LCI 35W 350mA-900mA TOP C	inbuilt compact	yes, 120V	no	22,00 kΩ
			700	2	2	series	28000194	LCI 35W 350mA-900mA TOP SR	independent	yes, 120V	no	22,00 kΩ
			700	2	2	series	87500225	LCI 35W 700mA TEC Ip	inbuilt linear	yes, 120V	no	n.a.
			700	3	4	series	87500200	LCI 60W 700mA TEC C	inbuilt compact	yes, 120V	no	n.a.
			700	3	4	series	87500201	LCI 60W 700mA TEC SR	independent	yes, 120V	no	n.a.
			700	1	1	series	89800279	LCI 15W 700mA stepDIM Ip	independent	yes, 60V	phase-cut	n.a.
	89601815	SLE-PURE-G3-10-1000-940-SEL	350	2	2	series	28000132	LCAI 20W 150-400mA ECO Ip	inbuilt linear	yes, 60V	yes	12,00 kΩ
	89601825	SLE-PURE-G3-10-1000-940-SEL-W/O-C										
			350	2	2	series	28000122	LCAI 20W 350-900mA ECO C	inbuilt compact	yes, 60V	yes	open circuit
			350	2	2	series	28000123	LCAI 20W 350-900mA ECO SR	independent	yes, 60V	yes	open circuit
			350	3	5	series	28000133	LCAI 35W 150-400mA ECO Ip	inbuilt linear	no	yes	12,00 kΩ
			350	3	4	series	28000124	LCAI 35W 350-900mA ECO C	inbuilt compact	yes, 120V	yes	open circuit
			350	3	4	series	28000125	LCAI 35W 350-900mA ECO SR	independent	yes, 120V	yes	open circuit
			350	4	7	series	86459431	LCAI 050/0350	inbuilt linear	no	yes	n.a.
			350	6	9	series	28000134	LCAI 65W 150-400mA ECO Ip	inbuilt linear	no	yes	12,00 kΩ
			350	8	12	series	28000211	LCAI 080/0350	inbuilt linear	no	yes	n.a.
							86459393					
			350	1	1	series	28000189	LCI 10W 150mA-400mA TOP C	inbuilt compact	yes, 60V	no	12,00 kΩ
			350	1	1	series	28000190	LCI 10W 350mA-900mA TOP C	inbuilt compact	yes, 60V	no	open circuit
			350	2	2	series	<b>28000205</b>	<b>LCI 20W 150mA-400mA TOP Ip</b>	<b>inbuilt linear</b>	<b>yes, 60V</b>	<b>no</b>	<b>12,00 kΩ</b>
			350	2	2	series	28000191	LCI 20W 350mA-900mA TOP C	inbuilt compact	yes, 60V	no	open circuit
			350	2	2	series	28000192	LCI 20W 350mA-900mA TOP SR	independent	yes, 60V	no	open circuit
			350	3	4	series	28000193	LCI 35W 350mA-900mA TOP C	inbuilt compact	yes, 120V	no	open circuit
			350	3	4	series	28000194	LCI 35W 350mA-900mA TOP SR	independent	yes, 120V	no	open circuit
			350	4	7	series	28000159	LCI 050/0350 I010	inbuilt linear	no	no	n.a.
			350	8	12	series	28000093	LCI 080/0350 I010	inbuilt linear	no	no	n.a.
			350	1	1	series	87500219	LCI 10W 350mA TEC Ip	inbuilt linear	yes, 60V	no	n.a.
			350	1	1	series	87500239	LCI 10W 350mA TEC C	inbuilt compact	yes, 60V	no	n.a.
			350	1	1	series	87500240	LCI 10W 350mA TEC SR	inbuilt compact	yes, 60V	no	n.a.
			350	2	2	series	87500220	LCI 20W 350mA TEC Ip	inbuilt linear	yes, 120V	no	n.a.
			350	2	2	series	87500079	LCI 20W 350mA TEC C	inbuilt compact	yes, 120V	no	n.a.
			350	2	2	series	87500187	LCI 20W 350mA TEC SR	independent	yes, 120V	no	n.a.
			350	4	5	series	87500223	LCI 35W 350mA TEC Ip	inbuilt linear	yes, 120V	no	n.a.
			350	4	5	series	87500192	LCI 35W 350mA TEC C	inbuilt compact	yes, 120V	no	n.a.
			350	4	5	series	87500193	LCI 35W 350mA TEC SR	independent	yes, 120V	no	n.a.
			350	2	2	series	89800255	LCBI 15W 350mA BASIC phase-cut Ip	inbuilt linear	yes, 60V	phase-cut	n.a.
			350	2	2	series	89800266	LCBI 15W 350mA BASIC phase-cut SR	independent	yes, 60V	phase-cut	n.a.
			350	2	2	series	89800277	LCI 15W 350mA stepDIM Ip	inbuilt linear	yes, 60V	phase-cut	n.a.
			500	2	2	series	28000122	LCAI 20W 350-900mA ECO C	inbuilt compact	yes, 60V	yes	49,90 kΩ
			500	2	2	series	28000123	LCAI 20W 350-900mA ECO SR	independent	yes, 60V	yes	49,90 kΩ

## LED System Matrix

Image	Article no.	Module	Current	Min.	Max.	Wiring	Article no.	Control gear	Application	SELV	Dimmable	Resistor value
			500	2	3	series	28000124	LCAI 35W 350-900mA ECO C	inbuilt compact	yes, 120V	yes	49,90 kΩ
			500	2	3	series	28000125	LCAI 35W 350-900mA ECO SR	independent	yes, 120V	yes	49,90 kΩ
			500	1	1	series	28000190	LCI 10W 350mA-900mA TOP C	inbuilt compact	yes, 60V	no	49,90 kΩ
			500	2	2	series	28000191	LCI 20W 350mA-900mA TOP C	inbuilt compact	yes, 60V	no	49,90 kΩ
			500	2	2	series	28000192	LCI 20W 350mA-900mA TOP SR	independent	yes, 60V	no	49,90 kΩ
			500	2	3	series	28000193	LCI 35W 350mA-900mA TOP C	inbuilt compact	yes, 120V	no	49,90 kΩ
			500	2	3	series	28000194	LCI 35W 350mA-900mA TOP SR	independent	yes, 120V	no	49,90 kΩ
			500	1	1	series	87500241	LCI 10W 500mA TEC C	inbuilt compact	yes, 60V	no	n.a.
			500	1	1	series	87500242	LCI 10W 500mA TEC SR	inbuilt compact	yes, 60V	no	n.a.
			500	2	2	series	87500221	LCI 20W 500mA TEC Ip	inbuilt linear	yes, 60V	no	n.a.
			500	2	2	series	87500188	LCI 20W 500mA TEC C	inbuilt compact	yes, 60V	no	n.a.
			500	2	2	series	87500189	LCI 20W 500mA TEC SR	independent	yes, 60V	no	n.a.
			500	3	3	series	87500224	LCI 35W 500mA TEC Ip	inbuilt linear	yes, 120V	no	n.a.
			500	3	3	series	87500194	LCI 35W 500mA TEC C	inbuilt compact	yes, 120V	no	n.a.
			500	3	3	series	87500195	LCI 35W 500mA TEC SR	independent	yes, 120V	no	n.a.
			500	1	1	series	89800256	LCBI 15W 500mA BASIC phase-cut Ip	inbuilt linear	yes, 60V	phase-cut	n.a.
			500	1	1	series	89800267	LCBI 15W 500mA BASIC phase-cut SR	independent	yes, 60V	phase-cut	n.a.
			500	1	1	series	89800278	LCI 15W 500mA stepDIM Ip	independent	yes, 60V	phase-cut	n.a.
			700	1	1	series	28000122	LCAI 20W 350-900mA ECO C	inbuilt compact	yes, 60V	yes	22,00 kΩ
			700	1	1	series	28000123	LCAI 20W 350-900mA ECO SR	independent	yes, 60V	yes	22,00 kΩ
			700	2	2	series	28000124	LCAI 35W 350-900mA ECO C	inbuilt compact	yes, 120V	yes	22,00 kΩ
			700	2	2	series	28000125	LCAI 35W 350-900mA ECO SR	independent	yes, 120V	yes	22,00 kΩ
			700	1	1	series	28000191	LCI 20W 350mA-900mA TOP C	inbuilt compact	yes, 60V	no	22,00 kΩ
			700	1	1	series	28000192	LCI 20W 350mA-900mA TOP SR	independent	yes, 60V	no	22,00 kΩ
			700	2	2	series	28000193	LCI 35W 350mA-900mA TOP C	inbuilt compact	yes, 120V	no	22,00 kΩ
			700	2	2	series	28000194	LCI 35W 350mA-900mA TOP SR	independent	yes, 120V	no	22,00 kΩ
			700	2	2	series	87500225	LCI 35W 700mA TEC Ip	inbuilt linear	yes, 120V	no	n.a.
			700	3	4	series	87500200	LCI 60W 700mA TEC C	inbuilt compact	yes, 120V	no	n.a.
			700	3	4	series	87500201	LCI 60W 700mA TEC SR	independent	yes, 120V	no	n.a.
			700	1	1	series	89800279	LCI 15W 700mA stepDIM Ip	independent	yes, 60V	phase-cut	n.a.
	89601816	SLE-PURE-G3-17-2000-930-SEL	350	1	1	series	28000132	LCAI 20W 150-400mA ECO Ip	inbuilt linear	yes, 60V	yes	12,00 kΩ
	89601826	SLE-PURE-G3-17-2000-930-SEL-W/O-C										
			350	1	1	series	28000122	LCAI 20W 350-900mA ECO C	inbuilt compact	yes, 60V	yes	open circuit
			350	1	1	series	28000123	LCAI 20W 350-900mA ECO SR	independent	yes, 60V	yes	open circuit
			350	2	2	series	28000133	LCAI 35W 150-400mA ECO Ip	inbuilt linear	no	yes	12,00 kΩ
			350	2	2	series	28000124	LCAI 35W 350-900mA ECO C	inbuilt compact	yes, 120V	yes	open circuit
			350	2	2	series	28000125	LCAI 35W 350-900mA ECO SR	independent	yes, 120V	yes	open circuit
			350	2	3	series	86459431	LCAI 050/0350	inbuilt linear	no	yes	n.a.
			350	3	4	series	28000134	LCAI 65W 150-400mA ECO Ip	inbuilt linear	no	yes	12,00 kΩ
			350	4	6	series	28000211	LCAI 080/0350	inbuilt linear	no	yes	n.a.
							86459393					
			350	1	1	series	28000205	LCI 20W 150mA-400mA TOP Ip	inbuilt linear	yes, 60V	no	12,00 kΩ
			350	1	1	series	28000191	LCI 20W 350mA-900mA TOP C	inbuilt compact	yes, 60V	no	open circuit
			350	1	1	series	28000192	LCI 20W 350mA-900mA TOP SR	independent	yes, 60V	no	open circuit
			350	2	2	series	28000193	LCI 35W 350mA-900mA TOP C	inbuilt compact	yes, 120V	no	open circuit
			350	2	2	series	28000194	LCI 35W 350mA-900mA TOP SR	independent	yes, 120V	no	open circuit
			350	2	3	series	28000159	LCI 050/0350 I010	inbuilt linear	no	no	n.a.
			350	4	6	series	28000093	LCI 080/0350 I010	inbuilt linear	no	no	n.a.


## LED System Matrix

Image	Article no.	Module	Current	Min.	Max.	Wiring	Article no.	Control gear	Application	SELV	Dimmable	Resistor value
			350	1	1	series	87500220	LCI 20W 350mA TEC Ip	inbuilt linear	yes, 120V	no	n.a.
			350	1	1	series	87500079	LCI 20W 350mA TEC C	inbuilt compact	yes, 120V	no	n.a.
			350	1	1	series	87500187	LCI 20W 350mA TEC SR	independent	yes, 120V	no	n.a.
			350	2	2	series	87500223	LCI 35W 350mA TEC Ip	inbuilt linear	yes, 120V	no	n.a.
			350	2	2	series	87500192	LCI 35W 350mA TEC C	inbuilt compact	yes, 120V	no	n.a.
			350	2	2	series	87500193	LCI 35W 350mA TEC SR	independent	yes, 120V	no	n.a.
			350	1	1	series	89800255	LCBI 15W 350mA BASIC phase-cut Ip	inbuilt linear	yes, 60V	phase-cut	n.a.
			350	1	1	series	89800266	LCBI 15W 350mA BASIC phase-cut SR	independent	yes, 60V	phase-cut	n.a.
			350	1	1	series	89800277	LCI 15W 350mA stepDIM Ip	inbuilt linear	yes, 60V	phase-cut	n.a.
			500	1	1	series	28000122	LCAI 20W 350-900mA ECO C	inbuilt compact	yes, 60V	yes	49,90 kΩ
			500	1	1	series	28000123	LCAI 20W 350-900mA ECO SR	independent	yes, 60V	yes	49,90 kΩ
			500	1	1	series	28000124	LCAI 35W 350-900mA ECO C	inbuilt compact	yes, 120V	yes	49,90 kΩ
			500	1	1	series	28000125	LCAI 35W 350-900mA ECO SR	independent	yes, 120V	yes	49,90 kΩ
			500	1	1	series	28000191	LCI 20W 350mA-900mA TOP C	inbuilt compact	yes, 60V	no	49,90 kΩ
			500	1	1	series	28000192	LCI 20W 350mA-900mA TOP SR	independent	yes, 60V	no	49,90 kΩ
			500	1	1	series	28000193	LCI 35W 350mA-900mA TOP C	inbuilt compact	yes, 120V	no	49,90 kΩ
			500	1	1	series	28000194	LCI 35W 350mA-900mA TOP SR	independent	yes, 120V	no	49,90 kΩ
			500	1	1	series	87500221	LCI 20W 500mA TEC Ip	inbuilt linear	yes, 60V	no	n.a.
			500	1	1	series	87500188	LCI 20W 500mA TEC C	inbuilt compact	yes, 60V	no	n.a.
			500	1	1	series	87500189	LCI 20W 500mA TEC SR	independent	yes, 60V	no	n.a.
			500	1	1	series	87500224	LCI 35W 500mA TEC Ip	inbuilt linear	yes, 120V	no	n.a.
			500	1	1	series	87500194	LCI 35W 500mA TEC C	inbuilt compact	yes, 120V	no	n.a.
			500	1	1	series	87500195	LCI 35W 500mA TEC SR	independent	yes, 120V	no	n.a.
			700	1	1	series	28000124	LCAI 35W 350-900mA ECO C	inbuilt compact	yes, 120V	yes	22,00 kΩ
			700	1	1	series	28000125	LCAI 35W 350-900mA ECO SR	independent	yes, 120V	yes	22,00 kΩ
			700	1	1	series	28000193	LCI 35W 350mA-900mA TOP C	inbuilt compact	yes, 120V	no	22,00 kΩ
			700	1	1	series	28000194	LCI 35W 350mA-900mA TOP SR	independent	yes, 120V	no	22,00 kΩ
			700	1	1	series	87500225	LCI 35W 700mA TEC Ip	inbuilt linear	yes, 120V	no	n.a.
			700	1	1	series	87500196	LCI 35W 700mA TEC C	inbuilt compact	yes, 120V	no	n.a.
			700	1	1	series	87500197	LCI 35W 700mA TEC SR	independent	yes, 60V	no	n.a.
			700	2	2	series	87500227	LCI 60W 700mA TEC Ip	inbuilt linear	yes, 120V	no	n.a.
			700	2	2	series	87500200	LCI 60W 700mA TEC C	inbuilt compact	yes, 120V	no	n.a.
			700	2	2	series	87500201	LCI 60W 700mA TEC SR	independent	yes, 120V	no	n.a.
			900	1	1	series	28000128	LCAI 55W 900-1750mA ECO C	inbuilt compact	yes, 60V	yes	open circuit
			900	1	1	series	28000129	LCAI 55W 900-1750mA ECO SR	independent	yes, 60V	yes	open circuit
			900	1	1	series	28000139	LCAI 65W 900-1750mA ECO Ip	inbuilt linear	yes, 120V	yes	open circuit
			900	1	1	series	28000199	LCI 55W 900mA-1750mA TOP C	inbuilt compact	yes, 60V	no	open circuit
			900	1	1	series	28000200	LCI 55W 900mA-1750mA TOP SR	independent	yes, 60V	no	open circuit
	89601817	SLE-PURE-G3-17-2000-940-SEL	350	1	1	series	28000132	LCAI 20W 150-400mA ECO Ip	inbuilt linear	yes, 60V	yes	12,00 kΩ
	89601827	SLE-PURE-G3-17-2000-940-SEL-W/O-C										
			350	1	1	series	28000122	LCAI 20W 350-900mA ECO C	inbuilt compact	yes, 60V	yes	open circuit
			350	1	1	series	28000123	LCAI 20W 350-900mA ECO SR	independent	yes, 60V	yes	open circuit
			350	2	2	series	28000133	LCAI 35W 150-400mA ECO Ip	inbuilt linear	no	yes	12,00 kΩ
			350	2	2	series	28000124	LCAI 35W 350-900mA ECO C	inbuilt compact	yes, 120V	yes	open circuit
			350	2	2	series	28000125	LCAI 35W 350-900mA ECO SR	independent	yes, 120V	yes	open circuit
			350	2	3	series	86459431	LCAI 050/0350	inbuilt linear	no	yes	n.a.
			350	3	4	series	28000134	LCAI 65W 150-400mA ECO Ip	inbuilt linear	no	yes	12,00 kΩ
			350	4	6	series	28000211	LCAI 080/0350	inbuilt linear	no	yes	n.a.
							86459393					

## LED System Matrix

Image	Article no.	Module	Current	Min.	Max.	Wiring	Article no.	Control gear	Application	SELV	Dimmable	Resistor value
			350	1	1	series	28000205	LCI 20W 150mA-400mA TOP Ip	inbuilt linear	yes, 60V	no	12,00 kΩ
			350	1	1	series	28000191	LCI 20W 350mA-900mA TOP C	inbuilt compact	yes, 60V	no	open circuit
			350	1	1	series	28000192	LCI 20W 350mA-900mA TOP SR	independent	yes, 60V	no	open circuit
			350	2	2	series	28000193	LCI 35W 350mA-900mA TOP C	inbuilt compact	yes, 120V	no	open circuit
			350	2	2	series	28000194	LCI 35W 350mA-900mA TOP SR	independent	yes, 120V	no	open circuit
			350	2	3	series	28000159	LCI 050/0350 I010	inbuilt linear	no	no	n.a.
			350	4	6	series	28000093	LCI 080/0350 I010	inbuilt linear	no	no	n.a.
			350	1	1	series	87500220	LCI 20W 350mA TEC Ip	inbuilt linear	yes, 120V	no	n.a.
			350	1	1	series	87500079	LCI 20W 350mA TEC C	inbuilt compact	yes, 120V	no	n.a.
			350	1	1	series	87500187	LCI 20W 350mA TEC SR	independent	yes, 120V	no	n.a.
			350	2	2	series	87500223	LCI 35W 350mA TEC Ip	inbuilt linear	yes, 120V	no	n.a.
			350	2	2	series	87500192	LCI 35W 350mA TEC C	inbuilt compact	yes, 120V	no	n.a.
			350	2	2	series	87500193	LCI 35W 350mA TEC SR	independent	yes, 120V	no	n.a.
			350	1	1	series	89800255	LCBI 15W 350mA BASIC phase-cut Ip	inbuilt linear	yes, 60V	phase-cut	n.a.
			350	1	1	series	89800266	LCBI 15W 350mA BASIC phase-cut SR	independent	yes, 60V	phase-cut	n.a.
			350	1	1	series	89800277	LCI 15W 350mA stepDIM Ip	inbuilt linear	yes, 60V	phase-cut	n.a.
			500	1	1	series	28000122	LCAI 20W 350-900mA ECO C	inbuilt compact	yes, 60V	yes	49,90 kΩ
			500	1	1	series	28000123	LCAI 20W 350-900mA ECO SR	independent	yes, 60V	yes	49,90 kΩ
			500	1	1	series	28000124	LCAI 35W 350-900mA ECO C	inbuilt compact	yes, 120V	yes	49,90 kΩ
			500	1	1	series	28000125	LCAI 35W 350-900mA ECO SR	independent	yes, 120V	yes	49,90 kΩ
			500	1	1	series	28000191	LCI 20W 350mA-900mA TOP C	inbuilt compact	yes, 60V	no	49,90 kΩ
			500	1	1	series	28000192	LCI 20W 350mA-900mA TOP SR	independent	yes, 60V	no	49,90 kΩ
			500	1	1	series	28000193	LCI 35W 350mA-900mA TOP C	inbuilt compact	yes, 120V	no	49,90 kΩ
			500	1	1	series	28000194	LCI 35W 350mA-900mA TOP SR	independent	yes, 120V	no	49,90 kΩ
			500	1	1	series	87500221	LCI 20W 500mA TEC Ip	inbuilt linear	yes, 60V	no	n.a.
			500	1	1	series	87500188	LCI 20W 500mA TEC C	inbuilt compact	yes, 60V	no	n.a.
			500	1	1	series	87500189	LCI 20W 500mA TEC SR	independent	yes, 60V	no	n.a.
			500	1	1	series	87500224	LCI 35W 500mA TEC Ip	inbuilt linear	yes, 120V	no	n.a.
			500	1	1	series	87500194	LCI 35W 500mA TEC C	inbuilt compact	yes, 120V	no	n.a.
			500	1	1	series	87500195	LCI 35W 500mA TEC SR	independent	yes, 120V	no	n.a.
			700	1	1	series	28000124	LCAI 35W 350-900mA ECO C	inbuilt compact	yes, 120V	yes	22,00 kΩ
			700	1	1	series	28000125	LCAI 35W 350-900mA ECO SR	independent	yes, 120V	yes	22,00 kΩ
			700	1	1	series	28000193	LCI 35W 350mA-900mA TOP C	inbuilt compact	yes, 120V	no	22,00 kΩ
			700	1	1	series	28000194	LCI 35W 350mA-900mA TOP SR	independent	yes, 120V	no	22,00 kΩ
			700	1	1	series	87500225	LCI 35W 700mA TEC Ip	inbuilt linear	yes, 120V	no	n.a.
			700	1	1	series	87500196	LCI 35W 700mA TEC C	inbuilt compact	yes, 120V	no	n.a.
			700	1	1	series	87500197	LCI 35W 700mA TEC SR	independent	yes, 60V	no	n.a.
			700	2	2	series	87500227	LCI 60W 700mA TEC Ip	inbuilt linear	yes, 120V	no	n.a.
			700	2	2	series	87500200	LCI 60W 700mA TEC C	inbuilt compact	yes, 120V	no	n.a.
			700	2	2	series	87500201	LCI 60W 700mA TEC SR	independent	yes, 120V	no	n.a.
			900	1	1	series	28000128	LCAI 55W 900-1750mA ECO C	inbuilt compact	yes, 60V	yes	open circuit
			900	1	1	series	28000129	LCAI 55W 900-1750mA ECO SR	independent	yes, 60V	yes	open circuit
			900	1	1	series	28000139	LCAI 65W 900-1750mA ECO Ip	inbuilt linear	yes, 120V	yes	open circuit
			900	1	1	series	28000199	LCI 55W 900mA-1750mA TOP C	inbuilt compact	yes, 60V	no	open circuit
			900	1	1	series	28000200	LCI 55W 900mA-1750mA TOP SR	independent	yes, 60V	no	open circuit

## LED System Matrix

Image	Article no.	Module	Current	Min.	Max.	Wiring	Article no.	Control gear	Application	SELV	Dimmable	Resistor value
	89601834	SLE-G3-19-2000-930-SEL	350	1	1	series	28000132	LCAI 20W 150-400mA ECO Ip	inbuilt linear	yes, 60V	yes	12,00 kΩ
	89601818	SLE-PURE-G3-19-2000-930-SEL	350	1	1	series	28000122	LCAI 20W 350-900mA ECO C	inbuilt compact	yes, 60V	yes	open circuit
			350	1	1	series	28000123	LCAI 20W 350-900mA ECO SR	independent	yes, 60V	yes	open circuit
			350	2	2	series	28000133	LCAI 35W 150-400mA ECO Ip	inbuilt linear	no	yes	12,00 kΩ
			350	2	2	series	28000124	LCAI 35W 350-900mA ECO C	inbuilt compact	yes, 120V	yes	open circuit
			350	2	2	series	28000125	LCAI 35W 350-900mA ECO SR	independent	yes, 120V	yes	open circuit
			350	2	3	series	86459431	LCAI 050/0350	inbuilt linear	no	yes	n.a.
			350	3	4	series	28000134	LCAI 65W 150-400mA ECO Ip	inbuilt linear	no	yes	12,00 kΩ
			350	4	6	series	28000211	LCAI 080/0350	inbuilt linear	no	yes	n.a.
							86459393					
			350	1	1	series	<b>28000205</b>	<b>LCI 20W 150mA-400mA TOP Ip</b>	<b>inbuilt linear</b>	<b>yes, 60V</b>	<b>no</b>	<b>12,00 kΩ</b>
			350	1	1	series	28000191	LCI 20W 350mA-900mA TOP C	inbuilt compact	yes, 60V	no	open circuit
			350	1	1	series	28000192	LCI 20W 350mA-900mA TOP SR	independent	yes, 60V	no	open circuit
			350	2	2	series	28000193	LCI 35W 350mA-900mA TOP C	inbuilt compact	yes, 120V	no	open circuit
			350	2	2	series	28000194	LCI 35W 350mA-900mA TOP SR	independent	yes, 120V	no	open circuit
			350	2	3	series	28000159	LCI 050/0350 I010	inbuilt linear	no	no	n.a.
			350	4	6	series	28000093	LCI 080/0350 I010	inbuilt linear	no	no	n.a.
			350	1	1	series	87500220	LCI 20W 350mA TEC Ip	inbuilt linear	yes, 120V	no	n.a.
			350	1	1	series	87500079	LCI 20W 350mA TEC C	inbuilt compact	yes, 120V	no	n.a.
			350	1	1	series	87500187	LCI 20W 350mA TEC SR	independent	yes, 120V	no	n.a.
			350	2	2	series	87500223	LCI 35W 350mA TEC Ip	inbuilt linear	yes, 120V	no	n.a.
			350	2	2	series	87500192	LCI 35W 350mA TEC C	inbuilt compact	yes, 120V	no	n.a.
			350	2	2	series	87500193	LCI 35W 350mA TEC SR	independent	yes, 120V	no	n.a.
			350	1	1	series	89800255	LCBI 15W 350mA BASIC phase-cut Ip	inbuilt linear	yes, 60V	phase-cut	n.a.
			350	1	1	series	89800266	LCBI 15W 350mA BASIC phase-cut SR	independent	yes, 60V	phase-cut	n.a.
			350	1	1	series	89800277	LCI 15W 350mA stepDIM Ip	inbuilt linear	yes, 60V	phase-cut	n.a.
			500	1	1	series	28000122	LCAI 20W 350-900mA ECO C	inbuilt compact	yes, 60V	yes	49,90 kΩ
			500	1	1	series	28000123	LCAI 20W 350-900mA ECO SR	independent	yes, 60V	yes	49,90 kΩ
			500	1	1	series	28000124	LCAI 35W 350-900mA ECO C	inbuilt compact	yes, 120V	yes	49,90 kΩ
			500	1	1	series	28000125	LCAI 35W 350-900mA ECO SR	independent	yes, 120V	yes	49,90 kΩ
			500	1	1	series	28000191	LCI 20W 350mA-900mA TOP C	inbuilt compact	yes, 60V	no	49,90 kΩ
			500	1	1	series	28000192	LCI 20W 350mA-900mA TOP SR	independent	yes, 60V	no	49,90 kΩ
			500	1	1	series	28000193	LCI 35W 350mA-900mA TOP C	inbuilt compact	yes, 120V	no	49,90 kΩ
			500	1	1	series	28000194	LCI 35W 350mA-900mA TOP SR	independent	yes, 120V	no	49,90 kΩ
			500	1	1	series	87500221	LCI 20W 500mA TEC Ip	inbuilt linear	yes, 60V	no	n.a.
			500	1	1	series	87500188	LCI 20W 500mA TEC C	inbuilt compact	yes, 60V	no	n.a.
			500	1	1	series	87500189	LCI 20W 500mA TEC SR	independent	yes, 60V	no	n.a.
			500	1	1	series	87500224	LCI 35W 500mA TEC Ip	inbuilt linear	yes, 120V	no	n.a.
			500	1	1	series	87500194	LCI 35W 500mA TEC C	inbuilt compact	yes, 120V	no	n.a.
			500	1	1	series	87500195	LCI 35W 500mA TEC SR	independent	yes, 120V	no	n.a.
			600	1	1	series	28000124	LCAI 35W 350-900mA ECO C	inbuilt compact	yes, 120V	yes	BLO
			600	1	1	series	28000125	LCAI 35W 350-900mA ECO SR	independent	yes, 120V	yes	BLO
			600	1	1	series	28000193	LCI 35W 350mA-900mA TOP C	inbuilt compact	yes, 120V	no	BLO
			600	1	1	series	28000194	LCI 35W 350mA-900mA TOP SR	independent	yes, 120V	no	BLO
			700	1	1	series	28000124	LCAI 35W 350-900mA ECO C	inbuilt compact	yes, 120V	yes	22,00 kΩ
			700	1	1	series	28000125	LCAI 35W 350-900mA ECO SR	independent	yes, 120V	yes	22,00 kΩ
			700	1	1	series	28000193	LCI 35W 350mA-900mA TOP C	inbuilt compact	yes, 120V	no	22,00 kΩ
			700	1	1	series	28000194	LCI 35W 350mA-900mA TOP SR	independent	yes, 120V	no	22,00 kΩ

## LED System Matrix

Image	Article no.	Module	Current	Min.	Max.	Wiring	Article no.	Control gear	Application	SELV	Dimmable	Resistor value
			700	1	1	series	87500225	LCI 35W 700mA TEC Ip	inbuilt linear	yes, 120V	no	n.a.
			700	1	1	series	87500196	LCI 35W 700mA TEC C	inbuilt compact	yes, 120V	no	n.a.
			700	1	1	series	87500197	LCI 35W 700mA TEC SR	independent	yes, 60V	no	n.a.
			700	2	2	series	87500227	LCI 60W 700mA TEC Ip	inbuilt linear	yes, 120V	no	n.a.
			700	2	2	series	87500200	LCI 60W 700mA TEC C	inbuilt compact	yes, 120V	no	n.a.
			700	2	2	series	87500201	LCI 60W 700mA TEC SR	independent	yes, 120V	no	n.a.
			900	1	1	series	28000128	LCAI 55W 900-1750mA ECO C	inbuilt compact	yes, 60V	yes	open circuit
			900	1	1	series	28000129	LCAI 55W 900-1750mA ECO SR	independent	yes, 60V	yes	open circuit
			900	1	1	series	28000139	LCAI 65W 900-1750mA ECO Ip	inbuilt linear	yes, 120V	yes	open circuit
			900	1	1	series	28000199	LCI 55W 900mA-1750mA TOP C	inbuilt compact	yes, 60V	no	open circuit
			900	1	1	series	28000200	LCI 55W 900mA-1750mA TOP SR	independent	yes, 60V	no	open circuit
			350	1	4	parallel	28000245	LCI 4x16W 200mA-400mA Ip	inbuilt linear	yes, 60V	no	309,00 kΩ
	89601835	SLE-G3-19-2000-940-SEL	350	1	1	series	28000132	LCAI 20W 150-400mA ECO Ip	inbuilt linear	yes, 60V	yes	12,00 kΩ
	89601819	SLE-PURE-G3-19-2000-940-SEL										
			350	1	1	series	28000122	LCAI 20W 350-900mA ECO C	inbuilt compact	yes, 60V	yes	open circuit
			350	1	1	series	28000123	LCAI 20W 350-900mA ECO SR	independent	yes, 60V	yes	open circuit
			350	2	2	series	28000133	LCAI 35W 150-400mA ECO Ip	inbuilt linear	no	yes	12,00 kΩ
			350	2	2	series	28000124	LCAI 35W 350-900mA ECO C	inbuilt compact	yes, 120V	yes	open circuit
			350	2	2	series	28000125	LCAI 35W 350-900mA ECO SR	independent	yes, 120V	yes	open circuit
			350	2	3	series	86459431	LCAI 050/0350	inbuilt linear	no	yes	n.a.
			350	3	4	series	28000134	LCAI 65W 150-400mA ECO Ip	inbuilt linear	no	yes	12,00 kΩ
			350	4	6	series	28000211 86459393	LCAI 080/0350	inbuilt linear	no	yes	n.a.
			350	1	1	series	28000205	LCI 20W 150mA-400mA TOP Ip	inbuilt linear	yes, 60V	no	12,00 kΩ
			350	1	1	series	28000191	LCI 20W 350mA-900mA TOP C	inbuilt compact	yes, 60V	no	open circuit
			350	1	1	series	28000192	LCI 20W 350mA-900mA TOP SR	independent	yes, 60V	no	open circuit
			350	2	2	series	28000193	LCI 35W 350mA-900mA TOP C	inbuilt compact	yes, 120V	no	open circuit
			350	2	2	series	28000194	LCI 35W 350mA-900mA TOP SR	independent	yes, 120V	no	open circuit
			350	2	3	series	28000159	LCI 050/0350 I010	inbuilt linear	no	no	n.a.
			350	4	6	series	28000093	LCI 080/0350 I010	inbuilt linear	no	no	n.a.
			350	1	1	series	87500220	LCI 20W 350mA TEC Ip	inbuilt linear	yes, 120V	no	n.a.
			350	1	1	series	87500079	LCI 20W 350mA TEC C	inbuilt compact	yes, 120V	no	n.a.
			350	1	1	series	87500187	LCI 20W 350mA TEC SR	independent	yes, 120V	no	n.a.
			350	2	2	series	87500223	LCI 35W 350mA TEC Ip	inbuilt linear	yes, 120V	no	n.a.
			350	2	2	series	87500192	LCI 35W 350mA TEC C	inbuilt compact	yes, 120V	no	n.a.
			350	2	2	series	87500193	LCI 35W 350mA TEC SR	independent	yes, 120V	no	n.a.
			350	1	1	series	89800255	LCBI 15W 350mA BASIC phase-cut Ip	inbuilt linear	yes, 60V	phase-cut	n.a.
			350	1	1	series	89800266	LCBI 15W 350mA BASIC phase-cut SR	independent	yes, 60V	phase-cut	n.a.
			350	1	1	series	89800277	LCI 15W 350mA stepDIM Ip	inbuilt linear	yes, 60V	phase-cut	n.a.
			500	1	1	series	28000122	LCAI 20W 350-900mA ECO C	inbuilt compact	yes, 60V	yes	49,90 kΩ
			500	1	1	series	28000123	LCAI 20W 350-900mA ECO SR	independent	yes, 60V	yes	49,90 kΩ
			500	1	1	series	28000124	LCAI 35W 350-900mA ECO C	inbuilt compact	yes, 120V	yes	49,90 kΩ
			500	1	1	series	28000125	LCAI 35W 350-900mA ECO SR	independent	yes, 120V	yes	49,90 kΩ
			500	1	1	series	28000191	LCI 20W 350mA-900mA TOP C	inbuilt compact	yes, 60V	no	49,90 kΩ
			500	1	1	series	28000192	LCI 20W 350mA-900mA TOP SR	independent	yes, 60V	no	49,90 kΩ
			500	1	1	series	28000193	LCI 35W 350mA-900mA TOP C	inbuilt compact	yes, 120V	no	49,90 kΩ
			500	1	1	series	28000194	LCI 35W 350mA-900mA TOP SR	independent	yes, 120V	no	49,90 kΩ
			500	1	1	series	87500221	LCI 20W 500mA TEC Ip	inbuilt linear	yes, 60V	no	n.a.

## LED System Matrix

Image	Article no.	Module	Current	Min.	Max.	Wiring	Article no.	Control gear	Application	SELV	Dimmable	Resistor value
			500	1	1	series	87500188	LCI 20W 500mA TEC C	inbuilt compact	yes, 60V	no	n.a.
			500	1	1	series	87500189	LCI 20W 500mA TEC SR	independent	yes, 60V	no	n.a.
			500	1	1	series	87500224	LCI 35W 500mA TEC Ip	inbuilt linear	yes, 120V	no	n.a.
			500	1	1	series	87500194	LCI 35W 500mA TEC C	inbuilt compact	yes, 120V	no	n.a.
			500	1	1	series	87500195	LCI 35W 500mA TEC SR	independent	yes, 120V	no	n.a.
			550	1	1	series	28000124	LCAI 35W 350-900mA ECO C	inbuilt compact	yes, 120V	yes	BLO
			550	1	1	series	28000125	LCAI 35W 350-900mA ECO SR	independent	yes, 120V	yes	BLO
			550	1	1	series	28000193	LCI 35W 350mA-900mA TOP C	inbuilt compact	yes, 120V	no	BLO
			550	1	1	series	28000194	LCI 35W 350mA-900mA TOP SR	independent	yes, 120V	no	BLO
			700	1	1	series	28000124	LCAI 35W 350-900mA ECO C	inbuilt compact	yes, 120V	yes	22,00 kΩ
			700	1	1	series	28000125	LCAI 35W 350-900mA ECO SR	independent	yes, 120V	yes	22,00 kΩ
			700	1	1	series	28000193	LCI 35W 350mA-900mA TOP C	inbuilt compact	yes, 120V	no	22,00 kΩ
			700	1	1	series	28000194	LCI 35W 350mA-900mA TOP SR	independent	yes, 120V	no	22,00 kΩ
			700	1	1	series	87500225	LCI 35W 700mA TEC Ip	inbuilt linear	yes, 120V	no	n.a.
			700	1	1	series	87500196	LCI 35W 700mA TEC C	inbuilt compact	yes, 120V	no	n.a.
			700	1	1	series	87500197	LCI 35W 700mA TEC SR	independent	yes, 60V	no	n.a.
			700	2	2	series	87500227	LCI 60W 700mA TEC Ip	inbuilt linear	yes, 120V	no	n.a.
			700	2	2	series	87500200	LCI 60W 700mA TEC C	inbuilt compact	yes, 120V	no	n.a.
			700	2	2	series	87500201	LCI 60W 700mA TEC SR	independent	yes, 120V	no	n.a.
			900	1	1	series	28000128	LCAI 55W 900-1750mA ECO C	inbuilt compact	yes, 60V	yes	open circuit
			900	1	1	series	28000129	LCAI 55W 900-1750mA ECO SR	independent	yes, 60V	yes	open circuit
			900	1	1	series	28000139	LCAI 65W 900-1750mA ECO Ip	inbuilt linear	yes, 120V	yes	open circuit
			900	1	1	series	28000199	LCI 55W 900mA-1750mA TOP C	inbuilt compact	yes, 60V	no	open circuit
			900	1	1	series	28000200	LCI 55W 900mA-1750mA TOP SR	independent	yes, 60V	no	open circuit
	89601844	SLE-G3-19-3000-930-SEL	350	1	4	parallel	28000245	LCI 4x16W 200mA-400mA Ip	inbuilt linear	yes, 60V	no	309,00 kΩ
	89601840	SLE-PURE-G3-19-3000-930-SEL	350	1	1	series	28000132	LCAI 20W 150-400mA ECO Ip	inbuilt linear	yes, 60V	yes	12,00 kΩ
			350	1	1	series	28000122	LCAI 20W 350-900mA ECO C	inbuilt compact	yes, 60V	yes	open circuit
			350	1	1	series	28000123	LCAI 20W 350-900mA ECO SR	independent	yes, 60V	yes	open circuit
			350	2	2	series	28000133	LCAI 35W 150-400mA ECO Ip	inbuilt linear	no	yes	12,00 kΩ
			350	2	2	series	28000124	LCAI 35W 350-900mA ECO C	inbuilt compact	yes, 120V	yes	open circuit
			350	2	2	series	28000125	LCAI 35W 350-900mA ECO SR	independent	yes, 120V	yes	open circuit
			350	2	3	series	86459431	LCAI 050/0350	inbuilt linear	no	yes	n.a.
			350	3	5	series	28000134	LCAI 65W 150-400mA ECO Ip	inbuilt linear	no	yes	12,00 kΩ
			350	4	6	series	28000211	LCAI 080/0350	inbuilt linear	no	yes	n.a.
							86459393					
			350	1	1	series	28000205	LCI 20W 150mA-400mA TOP Ip	inbuilt linear	yes, 60V	no	12,00 kΩ
			350	1	1	series	28000191	LCI 20W 350mA-900mA TOP C	inbuilt compact	yes, 60V	no	open circuit
			350	1	1	series	28000192	LCI 20W 350mA-900mA TOP SR	independent	yes, 60V	no	open circuit
			350	2	2	series	28000193	LCI 35W 350mA-900mA TOP C	inbuilt compact	yes, 120V	no	open circuit
			350	2	2	series	28000194	LCI 35W 350mA-900mA TOP SR	independent	yes, 120V	no	open circuit
			350	2	3	series	28000159	LCI 050/0350 I010	inbuilt linear	no	no	n.a.
			350	4	6	series	28000093	LCI 080/0350 I010	inbuilt linear	no	no	n.a.
			350	1	1	series	87500220	LCI 20W 350mA TEC Ip	inbuilt linear	yes, 120V	no	n.a.
			350	1	1	series	87500079	LCI 20W 350mA TEC C	inbuilt compact	yes, 120V	no	n.a.
			350	1	1	series	87500187	LCI 20W 350mA TEC SR	independent	yes, 120V	no	n.a.
			350	2	2	series	87500223	LCI 35W 350mA TEC Ip	inbuilt linear	yes, 120V	no	n.a.
			350	2	2	series	87500192	LCI 35W 350mA TEC C	inbuilt compact	yes, 120V	no	n.a.
			350	2	2	series	87500193	LCI 35W 350mA TEC SR	independent	yes, 120V	no	n.a.

## LED System Matrix

Image	Article no.	Module	Current	Min.	Max.	Wiring	Article no.	Control gear	Application	SELV	Dimmable	Resistor value
			350	1	1	series	89800255	LCBI 15W 350mA BASIC phase-cut Ip	inbuilt linear	yes, 60V	phase-cut	n.a.
			350	1	1	series	89800266	LCBI 15W 350mA BASIC phase-cut SR	independent	yes, 60V	phase-cut	n.a.
			350	1	1	series	89800277	LCI 15W 350mA stepDIM Ip	inbuilt linear	yes, 60V	phase-cut	n.a.
			500	1	1	series	28000122	LCAI 20W 350-900mA ECO C	inbuilt compact	yes, 60V	yes	49,90 kΩ
			500	1	1	series	28000123	LCAI 20W 350-900mA ECO SR	independent	yes, 60V	yes	49,90 kΩ
			500	1	1	series	28000124	LCAI 35W 350-900mA ECO C	inbuilt compact	yes, 120V	yes	49,90 kΩ
			500	1	1	series	28000125	LCAI 35W 350-900mA ECO SR	independent	yes, 120V	yes	49,90 kΩ
			500	1	1	series	28000191	LCI 20W 350mA-900mA TOP C	inbuilt compact	yes, 60V	no	49,90 kΩ
			500	1	1	series	28000192	LCI 20W 350mA-900mA TOP SR	independent	yes, 60V	no	49,90 kΩ
			500	1	1	series	28000193	LCI 35W 350mA-900mA TOP C	inbuilt compact	yes, 120V	no	49,90 kΩ
			500	1	1	series	28000194	LCI 35W 350mA-900mA TOP SR	independent	yes, 120V	no	49,90 kΩ
			500	1	1	series	87500221	LCI 20W 500mA TEC Ip	inbuilt linear	yes, 60V	no	n.a.
			500	1	1	series	87500188	LCI 20W 500mA TEC C	inbuilt compact	yes, 60V	no	n.a.
			500	1	1	series	87500189	LCI 20W 500mA TEC SR	independent	yes, 60V	no	n.a.
			700	1	1	series	28000124	LCAI 35W 350-900mA ECO C	inbuilt compact	yes, 120V	yes	22,00 kΩ
			700	1	1	series	28000125	LCAI 35W 350-900mA ECO SR	independent	yes, 120V	yes	22,00 kΩ
			700	1	1	series	28000193	LCI 35W 350mA-900mA TOP C	inbuilt compact	yes, 120V	no	22,00 kΩ
			700	1	1	series	28000194	LCI 35W 350mA-900mA TOP SR	independent	yes, 120V	no	22,00 kΩ
			700	1	1	series	87500225	LCI 35W 700mA TEC Ip	inbuilt linear	yes, 120V	no	n.a.
			700	1	1	series	87500196	LCI 35W 700mA TEC C	inbuilt compact	yes, 120V	no	n.a.
			700	1	1	series	87500197	LCI 35W 700mA TEC SR	independent	yes, 60V	no	n.a.
			700	2	2	series	87500227	LCI 60W 700mA TEC Ip	inbuilt linear	yes, 120V	no	n.a.
			700	2	2	series	87500200	LCI 60W 700mA TEC C	inbuilt compact	yes, 120V	no	n.a.
			700	2	2	series	87500201	LCI 60W 700mA TEC SR	independent	yes, 120V	no	n.a.
			900	1	1	series	28000128	LCAI 55W 900-1750mA ECO C	inbuilt compact	yes, 60V	yes	open circuit
			900	1	1	series	28000129	LCAI 55W 900-1750mA ECO SR	independent	yes, 60V	yes	open circuit
			900	1	1	series	28000139	LCAI 65W 900-1750mA ECO Ip	inbuilt linear	yes, 120V	yes	open circuit
			900	1	1	series	28000199	LCI 55W 900mA-1750mA TOP C	inbuilt compact	yes, 60V	no	open circuit
			900	1	1	series	28000200	LCI 55W 900mA-1750mA TOP SR	independent	yes, 60V	no	open circuit
			900	1	1	series	87500245	LCI 42W 900mA TEC C	inbuilt compact	yes, 60V	no	n.a.
			1050	1	1	series	28000128	LCAI 55W 900-1750mA ECO C	inbuilt compact	yes, 60V	yes	56,00 kΩ
			1050	1	1	series	28000129	LCAI 55W 900-1750mA ECO SR	independent	yes, 60V	yes	56,00 kΩ
			1050	1	1	series	28000139	LCAI 65W 900-1750mA ECO Ip	inbuilt linear	yes, 120V	yes	56,00 kΩ
			1050	1	1	series	28000199	LCI 55W 900mA-1750mA TOP C	inbuilt compact	yes, 60V	no	56,00 kΩ
			1050	1	1	series	28000200	LCI 55W 900mA-1750mA TOP SR	independent	yes, 60V	no	56,00 kΩ
			1050	1	1	series	87500228	LCI 60W 1050mA TEC Ip	inbuilt linear	yes, 120V	no	n.a.
			1050	1	1	series	87500202	LCI 60W 1050mA TEC C	inbuilt compact	yes, 120V	no	n.a.
			1050	1	1	series	87500203	LCI 60W 1050mA TEC SR	independent	yes, 120V	no	n.a.
			1400	1	1	series	28000139	LCAI 65W 900-1750mA ECO Ip	inbuilt linear	yes, 120V	yes	22,00 kΩ
			350	1	4	parallel	28000245	LCI 4x16W 200mA-400mA Ip	inbuilt linear	yes, 60V	no	309,00 kΩ
			900	1	1	series	28000124	LCAI 35W 350-900mA ECO C	inbuilt compact	yes, 120V	yes	BLO
			900	1	1	series	28000125	LCAI 35W 350-900mA ECO SR	independent	yes, 120V	yes	BLO
			900	1	1	series	28000193	LCI 35W 350mA-900mA TOP C	inbuilt compact	yes, 120V	no	BLO
			900	1	1	series	28000194	LCI 35W 350mA-900mA TOP SR	independent	yes, 120V	no	BLO



## LED System Matrix

Image	Article no.	Module	Current	Min.	Max.	Wiring	Article no.	Control gear	Application	SELV	Dimmable	Resistor value
	89601845 89601841	SLE-G3-19-3000-940-SEL SLE-PURE-G3-3000-940-SEL	350	1	1	series	28000132	LCAI 20W 150-400mA ECO Ip	inbuilt linear	yes, 60V	yes	12,00 kΩ
			350	1	1	series	28000122	LCAI 20W 350-900mA ECO C	inbuilt compact	yes, 60V	yes	open circuit
			350	1	1	series	28000123	LCAI 20W 350-900mA ECO SR	independent	yes, 60V	yes	open circuit
			350	2	2	series	28000133	LCAI 35W 150-400mA ECO Ip	inbuilt linear	no	yes	12,00 kΩ
			350	2	2	series	28000124	LCAI 35W 350-900mA ECO C	inbuilt compact	yes, 120V	yes	open circuit
			350	2	2	series	28000125	LCAI 35W 350-900mA ECO SR	independent	yes, 120V	yes	open circuit
			350	2	3	series	86459431	LCAI 050/0350	inbuilt linear	no	yes	n.a.
			350	3	5	series	28000134	LCAI 65W 150-400mA ECO Ip	inbuilt linear	no	yes	12,00 kΩ
			350	4	6	series	28000211 86459393	LCAI 080/0350	inbuilt linear	no	yes	n.a.
			350	1	1	series	28000205	LCI 20W 150mA-400mA TOP Ip	inbuilt linear	yes, 60V	no	12,00 kΩ
			350	1	1	series	28000191	LCI 20W 350mA-900mA TOP C	inbuilt compact	yes, 60V	no	open circuit
			350	1	1	series	28000192	LCI 20W 350mA-900mA TOP SR	independent	yes, 60V	no	open circuit
			350	2	2	series	28000193	LCI 35W 350mA-900mA TOP C	inbuilt compact	yes, 120V	no	open circuit
			350	2	2	series	28000194	LCI 35W 350mA-900mA TOP SR	independent	yes, 120V	no	open circuit
			350	2	3	series	28000159	LCI 050/0350 I010	inbuilt linear	no	no	n.a.
			350	4	6	series	28000093	LCI 080/0350 I010	inbuilt linear	no	no	n.a.
			350	1	1	series	87500220	LCI 20W 350mA TEC Ip	inbuilt linear	yes, 120V	no	n.a.
			350	1	1	series	87500079	LCI 20W 350mA TEC C	inbuilt compact	yes, 120V	no	n.a.
			350	1	1	series	87500187	LCI 20W 350mA TEC SR	independent	yes, 120V	no	n.a.
			350	2	2	series	87500223	LCI 35W 350mA TEC Ip	inbuilt linear	yes, 120V	no	n.a.
			350	2	2	series	87500192	LCI 35W 350mA TEC C	inbuilt compact	yes, 120V	no	n.a.
			350	2	2	series	87500193	LCI 35W 350mA TEC SR	independent	yes, 120V	no	n.a.
			350	1	1	series	89800255	LCBI 15W 350mA BASIC phase-cut Ip	inbuilt linear	yes, 60V	phase-cut	n.a.
			350	1	1	series	89800266	LCBI 15W 350mA BASIC phase-cut SR	independent	yes, 60V	phase-cut	n.a.
			350	1	1	series	89800277	LCI 15W 350mA stepDIM Ip	inbuilt linear	yes, 60V	phase-cut	n.a.
			500	1	1	series	28000122	LCAI 20W 350-900mA ECO C	inbuilt compact	yes, 60V	yes	49,90 kΩ
			500	1	1	series	28000123	LCAI 20W 350-900mA ECO SR	independent	yes, 60V	yes	49,90 kΩ
			500	1	1	series	28000124	LCAI 35W 350-900mA ECO C	inbuilt compact	yes, 120V	yes	49,90 kΩ
			500	1	1	series	28000125	LCAI 35W 350-900mA ECO SR	independent	yes, 120V	yes	49,90 kΩ
			500	1	1	series	28000191	LCI 20W 350mA-900mA TOP C	inbuilt compact	yes, 60V	no	49,90 kΩ
			500	1	1	series	28000192	LCI 20W 350mA-900mA TOP SR	independent	yes, 60V	no	49,90 kΩ
			500	1	1	series	28000193	LCI 35W 350mA-900mA TOP C	inbuilt compact	yes, 120V	no	49,90 kΩ
			500	1	1	series	28000194	LCI 35W 350mA-900mA TOP SR	independent	yes, 120V	no	49,90 kΩ
			500	1	1	series	87500221	LCI 20W 500mA TEC Ip	inbuilt linear	yes, 60V	no	n.a.
			500	1	1	series	87500188	LCI 20W 500mA TEC C	inbuilt compact	yes, 60V	no	n.a.
			500	1	1	series	87500189	LCI 20W 500mA TEC SR	independent	yes, 60V	no	n.a.
			700	1	1	series	28000124	LCAI 35W 350-900mA ECO C	inbuilt compact	yes, 120V	yes	22,00 kΩ
			700	1	1	series	28000125	LCAI 35W 350-900mA ECO SR	independent	yes, 120V	yes	22,00 kΩ
			700	1	1	series	28000193	LCI 35W 350mA-900mA TOP C	inbuilt compact	yes, 120V	no	22,00 kΩ
			700	1	1	series	28000194	LCI 35W 350mA-900mA TOP SR	independent	yes, 120V	no	22,00 kΩ
			700	1	1	series	87500225	LCI 35W 700mA TEC Ip	inbuilt linear	yes, 120V	no	n.a.
			700	1	1	series	87500196	LCI 35W 700mA TEC C	inbuilt compact	yes, 120V	no	n.a.
			700	1	1	series	87500197	LCI 35W 700mA TEC SR	independent	yes, 60V	no	n.a.
			700	2	2	series	87500227	LCI 60W 700mA TEC Ip	inbuilt linear	yes, 120V	no	n.a.
			700	2	2	series	87500200	LCI 60W 700mA TEC C	inbuilt compact	yes, 120V	no	n.a.
			700	2	2	series	87500201	LCI 60W 700mA TEC SR	independent	yes, 120V	no	n.a.
			800	1	1	series	28000124	LCAI 35W 350-900mA ECO C	inbuilt compact	yes, 120V	yes	BLO

## LED System Matrix

Image	Article no.	Module	Current	Min.	Max.	Wiring	Article no.	Control gear	Application	SELV	Dimmable	Resistor value
			800	1	1	series	28000125	LCAI 35W 350-900mA ECO SR	independent	yes, 120V	yes	BLO
			800	1	1	series	28000193	LCI 35W 350mA-900mA TOP C	inbuilt compact	yes, 120V	no	BLO
			800	1	1	series	28000194	LCI 35W 350mA-900mA TOP SR	independent	yes, 120V	no	BLO
			900	1	1	series	28000128	LCAI 55W 900-1750mA ECO C	inbuilt compact	yes, 60V	yes	open circuit
			900	1	1	series	28000129	LCAI 55W 900-1750mA ECO SR	independent	yes, 60V	yes	open circuit
			900	1	1	series	28000139	LCAI 65W 900-1750mA ECO Ip	inbuilt linear	yes, 120V	yes	open circuit
			900	1	1	series	28000199	LCI 55W 900mA-1750mA TOP C	inbuilt compact	yes, 60V	no	open circuit
			900	1	1	series	28000200	LCI 55W 900mA-1750mA TOP SR	independent	yes, 60V	no	open circuit
			900	1	1	series	87500245	LCI 42W 900mA TEC C	inbuilt compact	yes, 60V	no	n.a.
			1050	1	1	series	28000128	LCAI 55W 900-1750mA ECO C	inbuilt compact	yes, 60V	yes	56,00 kΩ
			1050	1	1	series	28000129	LCAI 55W 900-1750mA ECO SR	independent	yes, 60V	yes	56,00 kΩ
			1050	1	1	series	28000139	LCAI 65W 900-1750mA ECO Ip	inbuilt linear	yes, 120V	yes	56,00 kΩ
			1050	1	1	series	28000199	LCI 55W 900mA-1750mA TOP C	inbuilt compact	yes, 60V	no	56,00 kΩ
			1050	1	1	series	28000200	LCI 55W 900mA-1750mA TOP SR	independent	yes, 60V	no	56,00 kΩ
			1050	1	1	series	87500228	LCI 60W 1050mA TEC Ip	inbuilt linear	yes, 120V	no	n.a.
			1050	1	1	series	87500202	LCI 60W 1050mA TEC C	inbuilt compact	yes, 120V	no	n.a.
			1050	1	1	series	87500203	LCI 60W 1050mA TEC SR	independent	yes, 120V	no	n.a.
			1400	1	1	series	28000139	LCAI 65W 900-1750mA ECO Ip	inbuilt linear	yes, 120V	yes	22,00 kΩ
			350	1	4	parallel	28000245	LCI 4x16W 200mA-400mA Ip	inbuilt linear	yes, 60V	no	309,00 kΩ
	89601836	SLE-G3-23-3000-930-SEL	500	1	1	series	28000122	LCAI 20W 350-900mA ECO C	inbuilt compact	yes, 60V	yes	49,90 kΩ
	89601820	SLE-PURE-G3-3000-930-SEL										
			500	1	1	series	28000123	LCAI 20W 350-900mA ECO SR	independent	yes, 60V	yes	49,90 kΩ
			500	1	1	series	28000124	LCAI 35W 350-900mA ECO C	inbuilt compact	yes, 120V	yes	49,90 kΩ
			500	1	1	series	28000125	LCAI 35W 350-900mA ECO SR	independent	yes, 120V	yes	49,90 kΩ
			500	1	1	series	28000191	LCI 20W 350mA-900mA TOP C	inbuilt compact	yes, 60V	no	49,90 kΩ
			500	1	1	series	28000192	LCI 20W 350mA-900mA TOP SR	independent	yes, 60V	no	49,90 kΩ
			500	1	1	series	28000193	LCI 35W 350mA-900mA TOP C	inbuilt compact	yes, 120V	no	49,90 kΩ
			500	1	1	series	28000194	LCI 35W 350mA-900mA TOP SR	independent	yes, 120V	no	49,90 kΩ
			500	1	1	series	87500221	LCI 20W 500mA TEC Ip	inbuilt linear	yes, 60V	no	n.a.
			500	1	1	series	87500188	LCI 20W 500mA TEC C	inbuilt compact	yes, 60V	no	n.a.
			500	1	1	series	87500189	LCI 20W 500mA TEC SR	independent	yes, 60V	no	n.a.
			700	1	1	series	28000124	LCAI 35W 350-900mA ECO C	inbuilt compact	yes, 120V	yes	22,00 kΩ
			700	1	1	series	28000125	LCAI 35W 350-900mA ECO SR	independent	yes, 120V	yes	22,00 kΩ
			700	1	1	series	28000193	LCI 35W 350mA-900mA TOP C	inbuilt compact	yes, 120V	no	22,00 kΩ
			700	1	1	series	28000194	LCI 35W 350mA-900mA TOP SR	independent	yes, 120V	no	22,00 kΩ
			700	1	1	series	87500225	LCI 35W 700mA TEC Ip	inbuilt linear	yes, 120V	no	n.a.
			700	1	1	series	87500196	LCI 35W 700mA TEC C	inbuilt compact	yes, 120V	no	n.a.
			700	1	1	series	87500197	LCI 35W 700mA TEC SR	independent	yes, 60V	no	n.a.
			700	2	2	series	87500227	LCI 60W 700mA TEC Ip	inbuilt linear	yes, 120V	no	n.a.
			700	2	2	series	87500200	LCI 60W 700mA TEC C	inbuilt compact	yes, 120V	no	n.a.
			700	2	2	series	87500201	LCI 60W 700mA TEC SR	independent	yes, 120V	no	n.a.
			850	1	1	series	28000124	LCAI 35W 350-900mA ECO C	inbuilt compact	yes, 120V	yes	BLO
			850	1	1	series	28000125	LCAI 35W 350-900mA ECO SR	independent	yes, 120V	yes	BLO
			850	1	1	series	28000193	LCI 35W 350mA-900mA TOP C	inbuilt compact	yes, 120V	no	BLO
			850	1	1	series	28000194	LCI 35W 350mA-900mA TOP SR	independent	yes, 120V	no	BLO
			900	1	1	series	28000128	LCAI 55W 900-1750mA ECO C	inbuilt compact	yes, 60V	yes	open circuit
			900	1	1	series	28000129	LCAI 55W 900-1750mA ECO SR	independent	yes, 60V	yes	open circuit
			900	1	1	series	28000139	LCAI 65W 900-1750mA ECO Ip	inbuilt linear	yes, 120V	yes	open circuit
			900	1	1	series	28000199	LCI 55W 900mA-1750mA TOP C	inbuilt compact	yes, 60V	no	open circuit

## LED System Matrix

Image	Article no.	Module	Current	Min.	Max.	Wiring	Article no.	Control gear	Application	SELV	Dimmable	Resistor value
			900	1	1	series	28000200	LCI 55W 900mA-1750mA TOP SR	independent	yes, 60V	no	open circuit
			900	1	1	series	87500245	LCI 42W 900mA TEC C	inbuilt compact	yes, 60V	no	n.a.
			1050	1	1	series	28000128	LCAI 55W 900-1750mA ECO C	inbuilt compact	yes, 60V	yes	56,00 kΩ
			1050	1	1	series	28000129	LCAI 55W 900-1750mA ECO SR	independent	yes, 60V	yes	56,00 kΩ
			1050	1	1	series	28000139	LCAI 65W 900-1750mA ECO lp	inbuilt linear	yes, 120V	yes	56,00 kΩ
			1050	1	1	series	28000199	LCI 55W 900mA-1750mA TOP C	inbuilt compact	yes, 60V	no	56,00 kΩ
			1050	1	1	series	28000200	LCI 55W 900mA-1750mA TOP SR	independent	yes, 60V	no	56,00 kΩ
			1050	1	1	series	87500247	LCI 42W 1050mA TEC C	inbuilt compact	yes, 60V	no	n.a.
			1050	1	1	series	87500228	LCI 60W 1050mA TEC lp	inbuilt linear	yes, 120V	no	n.a.
			1050	1	1	series	87500202	LCI 60W 1050mA TEC C	inbuilt compact	yes, 120V	no	n.a.
			1050	1	1	series	87500203	LCI 60W 1050mA TEC SR	independent	yes, 120V	no	n.a.
			1400	1	1	series	28000139	LCAI 65W 900-1750mA ECO lp	inbuilt linear	yes, 120V	yes	22,00 kΩ
	89601837	SLE-G3-23-3000-940-SEL	500	1	1	series	28000122	LCAI 20W 350-900mA ECO C	inbuilt compact	yes, 60V	yes	49,90 kΩ
	89601821	SLE-PURE-G3-23-3000-940-SEL										
			500	1	1	series	28000123	LCAI 20W 350-900mA ECO SR	independent	yes, 60V	yes	49,90 kΩ
			500	1	1	series	28000124	LCAI 35W 350-900mA ECO C	inbuilt compact	yes, 120V	yes	49,90 kΩ
			500	1	1	series	28000125	LCAI 35W 350-900mA ECO SR	independent	yes, 120V	yes	49,90 kΩ
			500	1	1	series	28000191	LCI 20W 350mA-900mA TOP C	inbuilt compact	yes, 60V	no	49,90 kΩ
			500	1	1	series	28000192	LCI 20W 350mA-900mA TOP SR	independent	yes, 60V	no	49,90 kΩ
			500	1	1	series	28000193	LCI 35W 350mA-900mA TOP C	inbuilt compact	yes, 120V	no	49,90 kΩ
			500	1	1	series	28000194	LCI 35W 350mA-900mA TOP SR	independent	yes, 120V	no	49,90 kΩ
			500	1	1	series	87500221	LCI 20W 500mA TEC lp	inbuilt linear	yes, 60V	no	n.a.
			500	1	1	series	87500188	LCI 20W 500mA TEC C	inbuilt compact	yes, 60V	no	n.a.
			500	1	1	series	87500189	LCI 20W 500mA TEC SR	independent	yes, 60V	no	n.a.
			700	1	1	series	28000124	LCAI 35W 350-900mA ECO C	inbuilt compact	yes, 120V	yes	22,00 kΩ
			700	1	1	series	28000125	LCAI 35W 350-900mA ECO SR	independent	yes, 120V	yes	22,00 kΩ
			700	1	1	series	28000193	LCI 35W 350mA-900mA TOP C	inbuilt compact	yes, 120V	no	22,00 kΩ
			700	1	1	series	28000194	LCI 35W 350mA-900mA TOP SR	independent	yes, 120V	no	22,00 kΩ
			700	1	1	series	87500225	LCI 35W 700mA TEC lp	inbuilt linear	yes, 120V	no	n.a.
			700	1	1	series	87500196	LCI 35W 700mA TEC C	inbuilt compact	yes, 120V	no	n.a.
			700	1	1	series	87500197	LCI 35W 700mA TEC SR	independent	yes, 60V	no	n.a.
			700	2	2	series	87500227	LCI 60W 700mA TEC lp	inbuilt linear	yes, 120V	no	n.a.
			700	2	2	series	87500200	LCI 60W 700mA TEC C	inbuilt compact	yes, 120V	no	n.a.
			700	2	2	series	87500201	LCI 60W 700mA TEC SR	independent	yes, 120V	no	n.a.
			800	1	1	series	28000124	LCAI 35W 350-900mA ECO C	inbuilt compact	yes, 120V	yes	BLO
			800	1	1	series	28000125	LCAI 35W 350-900mA ECO SR	independent	yes, 120V	yes	BLO
			800	1	1	series	28000193	LCI 35W 350mA-900mA TOP C	inbuilt compact	yes, 120V	no	BLO
			800	1	1	series	28000194	LCI 35W 350mA-900mA TOP SR	independent	yes, 120V	no	BLO
			900	1	1	series	28000128	LCAI 55W 900-1750mA ECO C	inbuilt compact	yes, 60V	yes	open circuit
			900	1	1	series	28000129	LCAI 55W 900-1750mA ECO SR	independent	yes, 60V	yes	open circuit
			900	1	1	series	28000139	LCAI 65W 900-1750mA ECO lp	inbuilt linear	yes, 120V	yes	open circuit
			900	1	1	series	28000199	LCI 55W 900mA-1750mA TOP C	inbuilt compact	yes, 60V	no	open circuit
			900	1	1	series	28000200	LCI 55W 900mA-1750mA TOP SR	independent	yes, 60V	no	open circuit
			900	1	1	series	87500245	LCI 42W 900mA TEC C	inbuilt compact	yes, 60V	no	n.a.
			1050	1	1	series	28000128	LCAI 55W 900-1750mA ECO C	inbuilt compact	yes, 60V	yes	56,00 kΩ
			1050	1	1	series	28000129	LCAI 55W 900-1750mA ECO SR	independent	yes, 60V	yes	56,00 kΩ
			1050	1	1	series	28000139	LCAI 65W 900-1750mA ECO lp	inbuilt linear	yes, 120V	yes	56,00 kΩ
			1050	1	1	series	28000199	LCI 55W 900mA-1750mA TOP C	inbuilt compact	yes, 60V	no	56,00 kΩ
			1050	1	1	series	28000200	LCI 55W 900mA-1750mA TOP SR	independent	yes, 60V	no	56,00 kΩ

## LED System Matrix

Image	Article no.	Module	Current	Min.	Max.	Wiring	Article no.	Control gear	Application	SELV	Dimmable	Resistor value
			1050	1	1	series	87500247	LCI 42W 1050mA TEC C	inbuilt compact	yes, 60V	no	n.a.
			1050	1	1	series	87500228	LCI 60W 1050mA TEC Ip	inbuilt linear	yes, 120V	no	n.a.
			1050	1	1	series	87500202	LCI 60W 1050mA TEC C	inbuilt compact	yes, 120V	no	n.a.
			1050	1	1	series	87500203	LCI 60W 1050mA TEC SR	independent	yes, 120V	no	n.a.
			1400	1	1	series	28000139	LCAI 65W 900-1750mA ECO Ip	inbuilt linear	yes, 120V	yes	22,00 kΩ
	89601838	SLE-G3-23-4000-930-SEL	700	1	1	series	28000124	LCAI 35W 350-900mA ECO C	inbuilt compact	yes, 120V	yes	22,00 kΩ
	89601822	SLE-PURE-G3-23-4000-930-SEL										
			700	1	1	series	28000125	LCAI 35W 350-900mA ECO SR	independent	yes, 120V	yes	22,00 kΩ
			700	1	1	series	28000193	LCI 35W 350mA-900mA TOP C	inbuilt compact	yes, 120V	no	22,00 kΩ
			700	1	1	series	28000194	LCI 35W 350mA-900mA TOP SR	independent	yes, 120V	no	22,00 kΩ
			700	1	1	series	87500225	LCI 35W 700mA TEC Ip	inbuilt linear	yes, 120V	no	n.a.
			700	1	1	series	87500196	LCI 35W 700mA TEC C	inbuilt compact	yes, 120V	no	n.a.
			700	1	1	series	87500197	LCI 35W 700mA TEC SR	independent	yes, 60V	no	n.a.
			700	2	2	series	87500227	LCI 60W 700mA TEC Ip	inbuilt linear	yes, 120V	no	n.a.
			700	2	2	series	87500200	LCI 60W 700mA TEC C	inbuilt compact	yes, 120V	no	n.a.
			700	2	2	series	87500201	LCI 60W 700mA TEC SR	independent	yes, 120V	no	n.a.
			900	1	1	series	28000138	LCAI 35W 900-1750mA ECO Ip	inbuilt linear	yes, 60V	yes	open circuit
			900	1	1	series	28000124	LCAI 35W 350-900mA ECO C	inbuilt compact	yes, 120V	yes	short circuit
			900	1	1	series	28000125	LCAI 35W 350-900mA ECO SR	independent	yes, 120V	yes	short circuit
			900	1	1	series	28000126	LCAI 35W 900-1750mA ECO C	inbuilt compact	yes, 60V	yes	open circuit
			900	1	1	series	28000127	LCAI 35W 900-1750mA ECO SR	independent	yes, 60V	yes	open circuit
			900	1	1	series	28000128	LCAI 55W 900-1750mA ECO C	inbuilt compact	yes, 60V	yes	open circuit
			900	1	1	series	28000129	LCAI 55W 900-1750mA ECO SR	independent	yes, 60V	yes	open circuit
			900	1	1	series	28000139	LCAI 65W 900-1750mA ECO Ip	inbuilt linear	yes, 120V	yes	open circuit
			900	1	1	series	28000193	LCI 35W 350mA-900mA TOP C	inbuilt compact	yes, 120V	no	short circuit
			900	1	1	series	28000194	LCI 35W 350mA-900mA TOP SR	independent	yes, 120V	no	short circuit
			900	1	1	series	28000195	LCI 35W 900mA-1750mA TOP C	inbuilt compact	yes, 60V	no	open circuit
			900	1	1	series	28000196	LCI 35W 900mA-1750mA TOP SR	independent	yes, 60V	no	open circuit
			900	1	1	series	28000199	LCI 55W 900mA-1750mA TOP C	inbuilt compact	yes, 60V	no	open circuit
			900	1	1	series	28000200	LCI 55W 900mA-1750mA TOP SR	independent	yes, 60V	no	open circuit
			900	1	1	series	87500245	LCI 42W 900mA TEC C	inbuilt compact	yes, 60V	no	n.a.
			1050	1	1	series	28000128	LCAI 55W 900-1750mA ECO C	inbuilt compact	yes, 60V	yes	56,00 kΩ
			1050	1	1	series	28000129	LCAI 55W 900-1750mA ECO SR	independent	yes, 60V	yes	56,00 kΩ
			1050	1	1	series	28000139	LCAI 65W 900-1750mA ECO Ip	inbuilt linear	yes, 120V	yes	56,00 kΩ
			1050	1	1	series	28000199	LCI 55W 900mA-1750mA TOP C	inbuilt compact	yes, 60V	no	56,00 kΩ
			1050	1	1	series	28000200	LCI 55W 900mA-1750mA TOP SR	independent	yes, 60V	no	56,00 kΩ
			1050	1	1	series	87500247	LCI 42W 1050mA TEC C	inbuilt compact	yes, 60V	no	n.a.
			1050	1	1	series	87500228	LCI 60W 1050mA TEC Ip	inbuilt linear	yes, 120V	no	n.a.
			1050	1	1	series	87500202	LCI 60W 1050mA TEC C	inbuilt compact	yes, 120V	no	n.a.
			1050	1	1	series	87500203	LCI 60W 1050mA TEC SR	independent	yes, 120V	no	n.a.
			1150	1	1	series	28000128	LCAI 55W 900-1750mA ECO C	inbuilt compact	yes, 60V	yes	BLO
			1150	1	1	series	28000129	LCAI 55W 900-1750mA ECO SR	independent	yes, 60V	yes	BLO
			1150	1	1	series	28000139	LCAI 65W 900-1750mA ECO Ip	inbuilt linear	yes, 120V	yes	BLO
			1150	1	1	series	28000199	LCI 55W 900mA-1750mA TOP C	inbuilt compact	yes, 60V	no	BLO
			1150	1	1	series	28000200	LCI 55W 900mA-1750mA TOP SR	independent	yes, 60V	no	BLO
			1400	1	1	series	28000139	LCAI 65W 900-1750mA ECO Ip	inbuilt linear	yes, 120V	yes	22,00 kΩ
			1400	1	1	series	87500229	LCI 65W 1400mA TEC Ip	inbuilt linear	yes, 60V	no	n.a.
			1400	1	1	series	87500204	LCI 65W 1400mA TEC C	inbuilt compact	yes, 60V	no	n.a.
			1400	1	1	series	87500201	LCI 65W 1400mA TEC SR	independent	yes, 60V	no	n.a.

**LED System Matrix**

Image	Article no.	Module	Current	Min.	Max.	Wiring	Article no.	Control gear	Application	SELV	Dimmable	Resistor value
			1400	1	1	series	28000199	LCI 55W 900mA-1750mA TOP C	inbuilt compact	yes, 60V	no	22,00 kΩ
			1400	1	1	series	28000200	LCI 55W 900mA-1750mA TOP SR	inbuilt compact	yes, 60V	no	22,00 kΩ
	89601839	SLE-G3-23-4000-940-SEL	700	1	1	series	28000124	LCAI 35W 350-900mA ECO C	inbuilt compact	yes, 120V	yes	22,00 kΩ
	89601823	SLE-PURE-G3-23-4000-940-SEL	700	1	1	series	28000125	LCAI 35W 350-900mA ECO SR	independent	yes, 120V	yes	22,00 kΩ
			700	1	1	series	28000193	LCI 35W 350mA-900mA TOP C	inbuilt compact	yes, 120V	no	22,00 kΩ
			700	1	1	series	28000194	LCI 35W 350mA-900mA TOP SR	independent	yes, 120V	no	22,00 kΩ
			700	1	1	series	87500225	LCI 35W 700mA TEC lp	inbuilt linear	yes, 120V	no	n.a.
			700	1	1	series	87500196	LCI 35W 700mA TEC C	inbuilt compact	yes, 120V	no	n.a.
			700	1	1	series	87500197	LCI 35W 700mA TEC SR	independent	yes, 60V	no	n.a.
			700	2	2	series	87500227	LCI 60W 700mA TEC lp	inbuilt linear	yes, 120V	no	n.a.
			700	2	2	series	87500200	LCI 60W 700mA TEC C	inbuilt compact	yes, 120V	no	n.a.
			700	2	2	series	87500201	LCI 60W 700mA TEC SR	independent	yes, 120V	no	n.a.
			900	1	1	series	28000138	LCAI 35W 900-1750mA ECO lp	inbuilt linear	yes, 60V	yes	open circuit
			900	1	1	series	28000124	LCAI 35W 350-900mA ECO C	inbuilt compact	yes, 120V	yes	short circuit
			900	1	1	series	28000125	LCAI 35W 350-900mA ECO SR	independent	yes, 120V	yes	short circuit
			900	1	1	series	28000126	LCAI 35W 900-1750mA ECO C	inbuilt compact	yes, 60V	yes	open circuit
			900	1	1	series	28000127	LCAI 35W 900-1750mA ECO SR	independent	yes, 60V	yes	open circuit
			900	1	1	series	28000128	LCAI 55W 900-1750mA ECO C	inbuilt compact	yes, 60V	yes	open circuit
			900	1	1	series	28000129	LCAI 55W 900-1750mA ECO SR	independent	yes, 60V	yes	open circuit
			900	1	1	series	28000139	LCAI 65W 900-1750mA ECO lp	inbuilt linear	yes, 120V	yes	open circuit
			900	1	1	series	28000193	LCI 35W 350mA-900mA TOP C	inbuilt compact	yes, 120V	no	short circuit
			900	1	1	series	28000194	LCI 35W 350mA-900mA TOP SR	independent	yes, 120V	no	short circuit
			900	1	1	series	28000195	LCI 35W 900mA-1750mA TOP C	inbuilt compact	yes, 60V	no	open circuit
			900	1	1	series	28000196	LCI 35W 900mA-1750mA TOP SR	independent	yes, 60V	no	open circuit
			900	1	1	series	28000199	LCI 55W 900mA-1750mA TOP C	inbuilt compact	yes, 60V	no	open circuit
			900	1	1	series	28000200	LCI 55W 900mA-1750mA TOP SR	independent	yes, 60V	no	open circuit
			900	1	1	series	87500245	LCI 42W 900mA TEC C	inbuilt compact	yes, 60V	no	n.a.
			1050	1	1	series	28000128	LCAI 55W 900-1750mA ECO C	inbuilt compact	yes, 60V	yes	56,00 kΩ
			1050	1	1	series	28000129	LCAI 55W 900-1750mA ECO SR	independent	yes, 60V	yes	56,00 kΩ
			1050	1	1	series	28000139	LCAI 65W 900-1750mA ECO lp	inbuilt linear	yes, 120V	yes	56,00 kΩ
			1050	1	1	series	28000199	LCI 55W 900mA-1750mA TOP C	inbuilt compact	yes, 60V	no	56,00 kΩ
			1050	1	1	series	28000200	LCI 55W 900mA-1750mA TOP SR	independent	yes, 60V	no	56,00 kΩ
			1050	1	1	series	87500247	LCI 42W 1050mA TEC C	inbuilt compact	yes, 60V	no	n.a.
			1050	1	1	series	87500228	LCI 60W 1050mA TEC lp	inbuilt linear	yes, 120V	no	n.a.
			1050	1	1	series	87500202	LCI 60W 1050mA TEC C	inbuilt compact	yes, 120V	no	n.a.
			1050	1	1	series	87500203	LCI 60W 1050mA TEC SR	independent	yes, 120V	no	n.a.
			1100	1	1	series	28000128	LCAI 55W 900-1750mA ECO C	inbuilt compact	yes, 60V	yes	BLO
			1100	1	1	series	28000129	LCAI 55W 900-1750mA ECO SR	independent	yes, 60V	yes	BLO
			1100	1	1	series	28000139	LCAI 65W 900-1750mA ECO lp	inbuilt linear	yes, 120V	yes	BLO
			1100	1	1	series	28000199	LCI 55W 900mA-1750mA TOP C	inbuilt compact	yes, 60V	no	BLO
			1100	1	1	series	28000200	LCI 55W 900mA-1750mA TOP SR	independent	yes, 60V	no	BLO
			1400	1	1	series	28000139	LCAI 65W 900-1750mA ECO lp	inbuilt linear	yes, 120V	yes	22,00 kΩ
			1400	1	1	series	87500229	LCI 65W 1400mA TEC lp	inbuilt linear	yes, 60V	no	n.a.
			1400	1	1	series	87500204	LCI 65W 1400mA TEC C	inbuilt compact	yes, 60V	no	n.a.
			1400	1	1	series	87500201	LCI 65W 1400mA TEC SR	independent	yes, 60V	no	n.a.
			1400	1	1	series	28000199	LCI 55W 900mA-1750mA TOP C	inbuilt compact	yes, 60V	no	22,00 kΩ
			1400	1	1	series	28000200	LCI 55W 900mA-1750mA TOP SR	inbuilt compact	yes, 60V	no	22,00 kΩ

## LED System Matrix

Image	Article no.	Module	Current	Min.	Max.	Wiring	Article no.	Control gear	Application	SELV	Dimmable	Resistor value
	89601856 89601848	SLE-G3-19-GOLD SLE-G3-PURE-19-GOLD	350	1	1	series	28000132	LCAI 20W 150-400mA ECO Ip	inbuilt linear	yes, 60V	yes	12,00 kΩ
			350	1	1	series	28000122	LCAI 20W 350-900mA ECO C	inbuilt compact	yes, 60V	yes	open circuit
			350	1	1	series	28000123	LCAI 20W 350-900mA ECO SR	independent	yes, 60V	yes	open circuit
			350	2	2	series	28000133	LCAI 35W 150-400mA ECO Ip	inbuilt linear	no	yes	12,00 kΩ
			350	2	2	series	28000124	LCAI 35W 350-900mA ECO C	inbuilt compact	yes, 120V	yes	open circuit
			350	2	2	series	28000125	LCAI 35W 350-900mA ECO SR	independent	yes, 120V	yes	open circuit
			350	2	3	series	86459431	LCAI 050/0350	inbuilt linear	no	yes	n.a.
			350	3	5	series	28000134	LCAI 65W 150-400mA ECO Ip	inbuilt linear	no	yes	12,00 kΩ
			350	4	6	series	28000211 86459393	LCAI 080/0350	inbuilt linear	no	yes	n.a.
			350	1	1	series	28000205	LCI 20W 150mA-400mA TOP Ip	inbuilt linear	yes, 60V	no	12,00 kΩ
			350	1	1	series	28000191	LCI 20W 350mA-900mA TOP C	inbuilt compact	yes, 60V	no	open circuit
			350	1	1	series	28000192	LCI 20W 350mA-900mA TOP SR	independent	yes, 60V	no	open circuit
			350	2	2	series	28000193	LCI 35W 350mA-900mA TOP C	inbuilt compact	yes, 120V	no	open circuit
			350	2	2	series	28000194	LCI 35W 350mA-900mA TOP SR	independent	yes, 120V	no	open circuit
			350	2	3	series	28000159	LCI 050/0350 I010	inbuilt linear	no	no	n.a.
			350	4	6	series	28000093	LCI 080/0350 I010	inbuilt linear	no	no	n.a.
			350	1	1	series	87500220	LCI 20W 350mA TEC Ip	inbuilt linear	yes, 120V	no	n.a.
			350	1	1	series	87500079	LCI 20W 350mA TEC C	inbuilt compact	yes, 120V	no	n.a.
			350	1	1	series	87500187	LCI 20W 350mA TEC SR	independent	yes, 120V	no	n.a.
			350	2	2	series	87500223	LCI 35W 350mA TEC Ip	inbuilt linear	yes, 120V	no	n.a.
			350	2	2	series	87500192	LCI 35W 350mA TEC C	inbuilt compact	yes, 120V	no	n.a.
			350	2	2	series	87500193	LCI 35W 350mA TEC SR	independent	yes, 120V	no	n.a.
			350	1	1	series	89800255	LCBI 15W 350mA BASIC phase-cut Ip	inbuilt linear	yes, 60V	phase-cut	n.a.
			350	1	1	series	89800266	LCBI 15W 350mA BASIC phase-cut SR	independent	yes, 60V	phase-cut	n.a.
			350	1	1	series	89800277	LCI 15W 350mA stepDIM Ip	inbuilt linear	yes, 60V	phase-cut	n.a.
			500	1	1	series	28000122	LCAI 20W 350-900mA ECO C	inbuilt compact	yes, 60V	yes	49,90 kΩ
			500	1	1	series	28000123	LCAI 20W 350-900mA ECO SR	independent	yes, 60V	yes	49,90 kΩ
			500	1	1	series	28000124	LCAI 35W 350-900mA ECO C	inbuilt compact	yes, 120V	yes	49,90 kΩ
			500	1	1	series	28000125	LCAI 35W 350-900mA ECO SR	independent	yes, 120V	yes	49,90 kΩ
			500	1	1	series	28000191	LCI 20W 350mA-900mA TOP C	inbuilt compact	yes, 60V	no	49,90 kΩ
			500	1	1	series	28000192	LCI 20W 350mA-900mA TOP SR	independent	yes, 60V	no	49,90 kΩ
			500	1	1	series	28000193	LCI 35W 350mA-900mA TOP C	inbuilt compact	yes, 120V	no	49,90 kΩ
			500	1	1	series	28000194	LCI 35W 350mA-900mA TOP SR	independent	yes, 120V	no	49,90 kΩ
			500	1	1	series	87500221	LCI 20W 500mA TEC Ip	inbuilt linear	yes, 60V	no	n.a.
			500	1	1	series	87500188	LCI 20W 500mA TEC C	inbuilt compact	yes, 60V	no	n.a.
			500	1	1	series	87500189	LCI 20W 500mA TEC SR	independent	yes, 60V	no	n.a.
			700	1	1	series	28000124	LCAI 35W 350-900mA ECO C	inbuilt compact	yes, 120V	yes	22,00 kΩ
			700	1	1	series	28000125	LCAI 35W 350-900mA ECO SR	independent	yes, 120V	yes	22,00 kΩ
			700	1	1	series	28000193	LCI 35W 350mA-900mA TOP C	inbuilt compact	yes, 120V	no	22,00 kΩ
			700	1	1	series	28000194	LCI 35W 350mA-900mA TOP SR	independent	yes, 120V	no	22,00 kΩ
			700	1	1	series	87500225	LCI 35W 700mA TEC Ip	inbuilt linear	yes, 120V	no	n.a.
			700	1	1	series	87500196	LCI 35W 700mA TEC C	inbuilt compact	yes, 120V	no	n.a.
			700	1	1	series	87500197	LCI 35W 700mA TEC SR	independent	yes, 60V	no	n.a.
			700	2	2	series	87500227	LCI 60W 700mA TEC Ip	inbuilt linear	yes, 120V	no	n.a.
			700	2	2	series	87500200	LCI 60W 700mA TEC C	inbuilt compact	yes, 120V	no	n.a.
			700	2	2	series	87500201	LCI 60W 700mA TEC SR	independent	yes, 120V	no	n.a.
			900	1	1	series	28000128	LCAI 55W 900-1750mA ECO C	inbuilt compact	yes, 60V	yes	open circuit

**LED System Matrix**

Image	Article no.	Module	Current	Min.	Max.	Wiring	Article no.	Control gear	Application	SELV	Dimmable	Resistor value
			900	1	1	series	28000129	LCAI 55W 900-1750mA ECO SR	independent	yes, 60V	yes	open circuit
			900	1	1	series	28000139	LCAI 65W 900-1750mA ECO Ip	inbuilt linear	yes, 120V	yes	open circuit
			900	1	1	series	28000199	LCI 55W 900mA-1750mA TOP C	inbuilt compact	yes, 60V	no	open circuit
			900	1	1	series	28000200	LCI 55W 900mA-1750mA TOP SR	independent	yes, 60V	no	open circuit
			900	1	1	series	87500245	LCI 42W 900mA TEC C	inbuilt compact	yes, 60V	no	n.a.
			1050	1	1	series	28000128	LCAI 55W 900-1750mA ECO C	inbuilt compact	yes, 60V	yes	56,00 kΩ
			1050	1	1	series	28000129	LCAI 55W 900-1750mA ECO SR	independent	yes, 60V	yes	56,00 kΩ
			1050	1	1	series	28000139	LCAI 65W 900-1750mA ECO Ip	inbuilt linear	yes, 120V	yes	56,00 kΩ
			1050	1	1	series	28000199	LCI 55W 900mA-1750mA TOP C	inbuilt compact	yes, 60V	no	56,00 kΩ
			1050	1	1	series	28000200	LCI 55W 900mA-1750mA TOP SR	independent	yes, 60V	no	56,00 kΩ
			1050	1	1	series	87500228	LCI 60W 1050mA TEC Ip	inbuilt linear	yes, 120V	no	n.a.
			1050	1	1	series	87500202	LCI 60W 1050mA TEC C	inbuilt compact	yes, 120V	no	n.a.
			1050	1	1	series	87500203	LCI 60W 1050mA TEC SR	independent	yes, 120V	no	n.a.
	89601857	SLE-G3-19-GOLD+	1400	1	1	series	28000139	LCAI 65W 900-1750mA ECO Ip	inbuilt linear	yes, 120V	yes	22,00 kΩ
	89601849	SLE-G3-PURE-19-GOLD+	350	1	1	series	28000132	LCAI 20W 150-400mA ECO Ip	inbuilt linear	yes, 60V	yes	12,00 kΩ
			350	1	1	series	28000122	LCAI 20W 350-900mA ECO C	inbuilt compact	yes, 60V	yes	open circuit
			350	1	1	series	28000123	LCAI 20W 350-900mA ECO SR	independent	yes, 60V	yes	open circuit
			350	2	2	series	28000133	LCAI 35W 150-400mA ECO Ip	inbuilt linear	no	yes	12,00 kΩ
			350	2	2	series	28000124	LCAI 35W 350-900mA ECO C	inbuilt compact	yes, 120V	yes	open circuit
			350	2	2	series	28000125	LCAI 35W 350-900mA ECO SR	independent	yes, 120V	yes	open circuit
			350	2	3	series	86459431	LCAI 050/0350	inbuilt linear	no	yes	n.a.
			350	3	5	series	28000134	LCAI 65W 150-400mA ECO Ip	inbuilt linear	no	yes	12,00 kΩ
			350	4	6	series	28000211	LCAI 080/0350	inbuilt linear	no	yes	n.a.
							86459393					
			350	1	1	series	28000205	LCI 20W 150mA-400mA TOP Ip	inbuilt linear	yes, 60V	no	12,00 kΩ
			350	1	1	series	28000191	LCI 20W 350mA-900mA TOP C	inbuilt compact	yes, 60V	no	open circuit
			350	1	1	series	28000192	LCI 20W 350mA-900mA TOP SR	independent	yes, 60V	no	open circuit
			350	2	2	series	28000193	LCI 35W 350mA-900mA TOP C	inbuilt compact	yes, 120V	no	open circuit
			350	2	2	series	28000194	LCI 35W 350mA-900mA TOP SR	independent	yes, 120V	no	open circuit
			350	2	3	series	28000159	LCI 050/0350 I010	inbuilt linear	no	no	n.a.
			350	4	6	series	28000093	LCI 080/0350 I010	inbuilt linear	no	no	n.a.
			350	1	1	series	87500220	LCI 20W 350mA TEC Ip	inbuilt linear	yes, 120V	no	n.a.
			350	1	1	series	87500079	LCI 20W 350mA TEC C	inbuilt compact	yes, 120V	no	n.a.
			350	1	1	series	87500187	LCI 20W 350mA TEC SR	independent	yes, 120V	no	n.a.
			350	2	2	series	87500223	LCI 35W 350mA TEC Ip	inbuilt linear	yes, 120V	no	n.a.
			350	2	2	series	87500192	LCI 35W 350mA TEC C	inbuilt compact	yes, 120V	no	n.a.
			350	2	2	series	87500193	LCI 35W 350mA TEC SR	independent	yes, 120V	no	n.a.
			350	1	1	series	89800255	LCBI 15W 350mA BASIC phase-cut Ip	inbuilt linear	yes, 60V	phase-cut	n.a.
			350	1	1	series	89800266	LCBI 15W 350mA BASIC phase-cut SR	independent	yes, 60V	phase-cut	n.a.
			350	1	1	series	89800277	LCI 15W 350mA stepDIM Ip	inbuilt linear	yes, 60V	phase-cut	n.a.
			500	1	1	series	28000122	LCAI 20W 350-900mA ECO C	inbuilt compact	yes, 60V	yes	49,90 kΩ
			500	1	1	series	28000123	LCAI 20W 350-900mA ECO SR	independent	yes, 60V	yes	49,90 kΩ
			500	1	1	series	28000124	LCAI 35W 350-900mA ECO C	inbuilt compact	yes, 120V	yes	49,90 kΩ
			500	1	1	series	28000125	LCAI 35W 350-900mA ECO SR	independent	yes, 120V	yes	49,90 kΩ
			500	1	1	series	28000191	LCI 20W 350mA-900mA TOP C	inbuilt compact	yes, 60V	no	49,90 kΩ
			500	1	1	series	28000192	LCI 20W 350mA-900mA TOP SR	independent	yes, 60V	no	49,90 kΩ
			500	1	1	series	28000193	LCI 35W 350mA-900mA TOP C	inbuilt compact	yes, 120V	no	49,90 kΩ
			500	1	1	series	28000194	LCI 35W 350mA-900mA TOP SR	independent	yes, 120V	no	49,90 kΩ

## LED System Matrix

Image	Article no.	Module	Current	Min.	Max.	Wiring	Article no.	Control gear	Application	SELV	Dimmable	Resistor value
			500	1	1	series	87500221	LCI 20W 500mA TEC Ip	inbuilt linear	yes, 60V	no	n.a.
			500	1	1	series	87500188	LCI 20W 500mA TEC C	inbuilt compact	yes, 60V	no	n.a.
			500	1	1	series	87500189	LCI 20W 500mA TEC SR	independent	yes, 60V	no	n.a.
			700	1	1	series	28000124	LCAI 35W 350-900mA ECO C	inbuilt compact	yes, 120V	yes	22,00 kΩ
			700	1	1	series	28000125	LCAI 35W 350-900mA ECO SR	independent	yes, 120V	yes	22,00 kΩ
			700	1	1	series	28000193	LCI 35W 350mA-900mA TOP C	inbuilt compact	yes, 120V	no	22,00 kΩ
			700	1	1	series	28000194	LCI 35W 350mA-900mA TOP SR	independent	yes, 120V	no	22,00 kΩ
			700	1	1	series	87500225	LCI 35W 700mA TEC Ip	inbuilt linear	yes, 120V	no	n.a.
			700	1	1	series	87500196	LCI 35W 700mA TEC C	inbuilt compact	yes, 120V	no	n.a.
			700	1	1	series	87500197	LCI 35W 700mA TEC SR	independent	yes, 60V	no	n.a.
			700	2	2	series	87500227	LCI 60W 700mA TEC Ip	inbuilt linear	yes, 120V	no	n.a.
			700	2	2	series	87500200	LCI 60W 700mA TEC C	inbuilt compact	yes, 120V	no	n.a.
			700	2	2	series	87500201	LCI 60W 700mA TEC SR	independent	yes, 120V	no	n.a.
			900	1	1	series	28000128	LCAI 55W 900-1750mA ECO C	inbuilt compact	yes, 60V	yes	open circuit
			900	1	1	series	28000129	LCAI 55W 900-1750mA ECO SR	independent	yes, 60V	yes	open circuit
			900	1	1	series	28000139	LCAI 65W 900-1750mA ECO Ip	inbuilt linear	yes, 120V	yes	open circuit
			900	1	1	series	28000199	LCI 55W 900mA-1750mA TOP C	inbuilt compact	yes, 60V	no	open circuit
			900	1	1	series	28000200	LCI 55W 900mA-1750mA TOP SR	independent	yes, 60V	no	open circuit
			900	1	1	series	87500245	LCI 42W 900mA TEC C	inbuilt compact	yes, 60V	no	n.a.
			1050	1	1	series	28000128	LCAI 55W 900-1750mA ECO C	inbuilt compact	yes, 60V	yes	56,00 kΩ
			1050	1	1	series	28000129	LCAI 55W 900-1750mA ECO SR	independent	yes, 60V	yes	56,00 kΩ
			1050	1	1	series	28000139	LCAI 65W 900-1750mA ECO Ip	inbuilt linear	yes, 120V	yes	56,00 kΩ
			1050	1	1	series	28000199	LCI 55W 900mA-1750mA TOP C	inbuilt compact	yes, 60V	no	56,00 kΩ
			1050	1	1	series	28000200	LCI 55W 900mA-1750mA TOP SR	independent	yes, 60V	no	56,00 kΩ
			1050	1	1	series	87500228	LCI 60W 1050mA TEC Ip	inbuilt linear	yes, 120V	no	n.a.
			1050	1	1	series	87500202	LCI 60W 1050mA TEC C	inbuilt compact	yes, 120V	no	n.a.
			1050	1	1	series	87500203	LCI 60W 1050mA TEC SR	independent	yes, 120V	no	n.a.
			1400	1	1	series	28000139	LCAI 65W 900-1750mA ECO Ip	inbuilt linear	yes, 120V	yes	22,00 kΩ
	89601859	SLE-G3-19-FM	350	1	1	series	28000132	LCAI 20W 150-400mA ECO Ip	inbuilt linear	yes, 60V	yes	12,00 kΩ
	89601851	SLE-G3-PURE-19-FM										
			350	1	1	series	28000122	LCAI 20W 350-900mA ECO C	inbuilt compact	yes, 60V	yes	open circuit
			350	1	1	series	28000123	LCAI 20W 350-900mA ECO SR	independent	yes, 60V	yes	open circuit
			350	2	2	series	28000133	LCAI 35W 150-400mA ECO Ip	inbuilt linear	no	yes	12,00 kΩ
			350	2	2	series	28000124	LCAI 35W 350-900mA ECO C	inbuilt compact	yes, 120V	yes	open circuit
			350	2	2	series	28000125	LCAI 35W 350-900mA ECO SR	independent	yes, 120V	yes	open circuit
			350	2	3	series	86459431	LCAI 050/0350	inbuilt linear	no	yes	n.a.
			350	3	5	series	28000134	LCAI 65W 150-400mA ECO Ip	inbuilt linear	no	yes	12,00 kΩ
			350	4	6	series	28000211	LCAI 080/0350	inbuilt linear	no	yes	n.a.
							86459393					
			350	1	1	series	28000205	LCI 20W 150mA-400mA TOP Ip	inbuilt linear	yes, 60V	no	12,00 kΩ
			350	1	1	series	28000191	LCI 20W 350mA-900mA TOP C	inbuilt compact	yes, 60V	no	open circuit
			350	1	1	series	28000192	LCI 20W 350mA-900mA TOP SR	independent	yes, 60V	no	open circuit
			350	2	2	series	28000193	LCI 35W 350mA-900mA TOP C	inbuilt compact	yes, 120V	no	open circuit
			350	2	2	series	28000194	LCI 35W 350mA-900mA TOP SR	independent	yes, 120V	no	open circuit
			350	2	3	series	28000159	LCI 050/0350 I010	inbuilt linear	no	no	n.a.
			350	4	6	series	28000093	LCI 080/0350 I010	inbuilt linear	no	no	n.a.
			350	1	1	series	87500220	LCI 20W 350mA TEC Ip	inbuilt linear	yes, 120V	no	n.a.
			350	1	1	series	87500079	LCI 20W 350mA TEC C	inbuilt compact	yes, 120V	no	n.a.
			350	1	1	series	87500187	LCI 20W 350mA TEC SR	independent	yes, 120V	no	n.a.



## LED System Matrix

Image	Article no.	Module	Current	Min.	Max.	Wiring	Article no.	Control gear	Application	SELV	Dimmable	Resistor value
			350	2	2	series	87500223	LCI 35W 350mA TEC Ip	inbuilt linear	yes, 120V	no	n.a.
			350	2	2	series	87500192	LCI 35W 350mA TEC C	inbuilt compact	yes, 120V	no	n.a.
			350	2	2	series	87500193	LCI 35W 350mA TEC SR	independent	yes, 120V	no	n.a.
			350	1	1	series	89800255	LCBI 15W 350mA BASIC phase-cut Ip	inbuilt linear	yes, 60V	phase-cut	n.a.
			350	1	1	series	89800266	LCBI 15W 350mA BASIC phase-cut SR	independent	yes, 60V	phase-cut	n.a.
			350	1	1	series	89800277	LCI 15W 350mA stepDIM Ip	inbuilt linear	yes, 60V	phase-cut	n.a.
			500	1	1	series	28000122	LCAI 20W 350-900mA ECO C	inbuilt compact	yes, 60V	yes	49,90 kΩ
			500	1	1	series	28000123	LCAI 20W 350-900mA ECO SR	independent	yes, 60V	yes	49,90 kΩ
			500	1	1	series	28000124	LCAI 35W 350-900mA ECO C	inbuilt compact	yes, 120V	yes	49,90 kΩ
			500	1	1	series	28000125	LCAI 35W 350-900mA ECO SR	independent	yes, 120V	yes	49,90 kΩ
			500	1	1	series	28000191	LCI 20W 350mA-900mA TOP C	inbuilt compact	yes, 60V	no	49,90 kΩ
			500	1	1	series	28000192	LCI 20W 350mA-900mA TOP SR	independent	yes, 60V	no	49,90 kΩ
			500	1	1	series	28000193	LCI 35W 350mA-900mA TOP C	inbuilt compact	yes, 120V	no	49,90 kΩ
			500	1	1	series	28000194	LCI 35W 350mA-900mA TOP SR	independent	yes, 120V	no	49,90 kΩ
			500	1	1	series	87500221	LCI 20W 500mA TEC Ip	inbuilt linear	yes, 60V	no	n.a.
			500	1	1	series	87500188	LCI 20W 500mA TEC C	inbuilt compact	yes, 60V	no	n.a.
			500	1	1	series	87500189	LCI 20W 500mA TEC SR	independent	yes, 60V	no	n.a.
			700	1	1	series	28000124	LCAI 35W 350-900mA ECO C	inbuilt compact	yes, 120V	yes	22,00 kΩ
			700	1	1	series	28000125	LCAI 35W 350-900mA ECO SR	independent	yes, 120V	yes	22,00 kΩ
			700	1	1	series	28000193	LCI 35W 350mA-900mA TOP C	inbuilt compact	yes, 120V	no	22,00 kΩ
			700	1	1	series	28000194	LCI 35W 350mA-900mA TOP SR	independent	yes, 120V	no	22,00 kΩ
			700	1	1	series	87500225	LCI 35W 700mA TEC Ip	inbuilt linear	yes, 120V	no	n.a.
			700	1	1	series	87500196	LCI 35W 700mA TEC C	inbuilt compact	yes, 120V	no	n.a.
			700	1	1	series	87500197	LCI 35W 700mA TEC SR	independent	yes, 60V	no	n.a.
			700	2	2	series	87500227	LCI 60W 700mA TEC Ip	inbuilt linear	yes, 120V	no	n.a.
			700	2	2	series	87500200	LCI 60W 700mA TEC C	inbuilt compact	yes, 120V	no	n.a.
			700	2	2	series	87500201	LCI 60W 700mA TEC SR	independent	yes, 120V	no	n.a.
			900	1	1	series	28000128	LCAI 55W 900-1750mA ECO C	inbuilt compact	yes, 60V	yes	open circuit
			900	1	1	series	28000129	LCAI 55W 900-1750mA ECO SR	independent	yes, 60V	yes	open circuit
			900	1	1	series	28000139	LCAI 65W 900-1750mA ECO Ip	inbuilt linear	yes, 120V	yes	open circuit
			900	1	1	series	28000199	LCI 55W 900mA-1750mA TOP C	inbuilt compact	yes, 60V	no	open circuit
			900	1	1	series	28000200	LCI 55W 900mA-1750mA TOP SR	independent	yes, 60V	no	open circuit
			900	1	1	series	87500245	LCI 42W 900mA TEC C	inbuilt compact	yes, 60V	no	n.a.
			1050	1	1	series	28000128	LCAI 55W 900-1750mA ECO C	inbuilt compact	yes, 60V	yes	56,00 kΩ
			1050	1	1	series	28000129	LCAI 55W 900-1750mA ECO SR	independent	yes, 60V	yes	56,00 kΩ
			1050	1	1	series	28000139	LCAI 65W 900-1750mA ECO Ip	inbuilt linear	yes, 120V	yes	56,00 kΩ
			1050	1	1	series	28000199	LCI 55W 900mA-1750mA TOP C	inbuilt compact	yes, 60V	no	56,00 kΩ
			1050	1	1	series	28000200	LCI 55W 900mA-1750mA TOP SR	independent	yes, 60V	no	56,00 kΩ
			1050	1	1	series	87500228	LCI 60W 1050mA TEC Ip	inbuilt linear	yes, 120V	no	n.a.
			1050	1	1	series	87500202	LCI 60W 1050mA TEC C	inbuilt compact	yes, 120V	no	n.a.
			1050	1	1	series	87500203	LCI 60W 1050mA TEC SR	independent	yes, 120V	no	n.a.
			1400	1	1	series	28000139	LCAI 65W 900-1750mA ECO Ip	inbuilt linear	yes, 120V	yes	22,00 kΩ

## LED System Matrix

Image	Article no.	Module	Current	Min.	Max.	Wiring	Article no.	Control gear	Application	SELV	Dimmable	Resistor value
	89601858 89601850	SLE-G3-19-MEAT+ SLE-G3-PURE-19-MEAT+	350	1	1	series	28000132	LCAI 20W 150-400mA ECO Ip	inbuilt linear	yes, 60V	yes	12,00 kΩ
			350	1	1	series	28000122	LCAI 20W 350-900mA ECO C	inbuilt compact	yes, 60V	yes	open circuit
			350	1	1	series	28000123	LCAI 20W 350-900mA ECO SR	independent	yes, 60V	yes	open circuit
			350	2	2	series	28000133	LCAI 35W 150-400mA ECO Ip	inbuilt linear	no	yes	12,00 kΩ
			350	2	2	series	28000124	LCAI 35W 350-900mA ECO C	inbuilt compact	yes, 120V	yes	open circuit
			350	2	2	series	28000125	LCAI 35W 350-900mA ECO SR	independent	yes, 120V	yes	open circuit
			350	2	3	series	86459431	LCAI 050/0350	inbuilt linear	no	yes	n.a.
			350	3	5	series	28000134	LCAI 65W 150-400mA ECO Ip	inbuilt linear	no	yes	12,00 kΩ
			350	4	6	series	28000211 86459393	LCAI 080/0350	inbuilt linear	no	yes	n.a.
			350	1	1	series	28000205	LCI 20W 150mA-400mA TOP Ip	inbuilt linear	yes, 60V	no	12,00 kΩ
			350	1	1	series	28000191	LCI 20W 350mA-900mA TOP C	inbuilt compact	yes, 60V	no	open circuit
			350	1	1	series	28000192	LCI 20W 350mA-900mA TOP SR	independent	yes, 60V	no	open circuit
			350	2	2	series	28000193	LCI 35W 350mA-900mA TOP C	inbuilt compact	yes, 120V	no	open circuit
			350	2	2	series	28000194	LCI 35W 350mA-900mA TOP SR	independent	yes, 120V	no	open circuit
			350	2	3	series	28000159	LCI 050/0350 I010	inbuilt linear	no	no	n.a.
			350	4	6	series	28000093	LCI 080/0350 I010	inbuilt linear	no	no	n.a.
			350	1	1	series	87500220	LCI 20W 350mA TEC Ip	inbuilt linear	yes, 120V	no	n.a.
			350	1	1	series	87500079	LCI 20W 350mA TEC C	inbuilt compact	yes, 120V	no	n.a.
			350	1	1	series	87500187	LCI 20W 350mA TEC SR	independent	yes, 120V	no	n.a.
			350	2	2	series	87500223	LCI 35W 350mA TEC Ip	inbuilt linear	yes, 120V	no	n.a.
			350	2	2	series	87500192	LCI 35W 350mA TEC C	inbuilt compact	yes, 120V	no	n.a.
			350	2	2	series	87500193	LCI 35W 350mA TEC SR	independent	yes, 120V	no	n.a.
			350	1	1	series	89800255	LCBI 15W 350mA BASIC phase-cut Ip	inbuilt linear	yes, 60V	phase-cut	n.a.
			350	1	1	series	89800266	LCBI 15W 350mA BASIC phase-cut SR	independent	yes, 60V	phase-cut	n.a.
			350	1	1	series	89800277	LCI 15W 350mA stepDIM Ip	inbuilt linear	yes, 60V	phase-cut	n.a.
			500	1	1	series	28000122	LCAI 20W 350-900mA ECO C	inbuilt compact	yes, 60V	yes	49,90 kΩ
			500	1	1	series	28000123	LCAI 20W 350-900mA ECO SR	independent	yes, 60V	yes	49,90 kΩ
			500	1	1	series	28000124	LCAI 35W 350-900mA ECO C	inbuilt compact	yes, 120V	yes	49,90 kΩ
			500	1	1	series	28000125	LCAI 35W 350-900mA ECO SR	independent	yes, 120V	yes	49,90 kΩ
			500	1	1	series	28000191	LCI 20W 350mA-900mA TOP C	inbuilt compact	yes, 60V	no	49,90 kΩ
			500	1	1	series	28000192	LCI 20W 350mA-900mA TOP SR	independent	yes, 60V	no	49,90 kΩ
			500	1	1	series	28000193	LCI 35W 350mA-900mA TOP C	inbuilt compact	yes, 120V	no	49,90 kΩ
			500	1	1	series	28000194	LCI 35W 350mA-900mA TOP SR	independent	yes, 120V	no	49,90 kΩ
			500	1	1	series	87500221	LCI 20W 500mA TEC Ip	inbuilt linear	yes, 60V	no	n.a.
			500	1	1	series	87500188	LCI 20W 500mA TEC C	inbuilt compact	yes, 60V	no	n.a.
			500	1	1	series	87500189	LCI 20W 500mA TEC SR	independent	yes, 60V	no	n.a.
			700	1	1	series	28000124	LCAI 35W 350-900mA ECO C	inbuilt compact	yes, 120V	yes	22,00 kΩ
			700	1	1	series	28000125	LCAI 35W 350-900mA ECO SR	independent	yes, 120V	yes	22,00 kΩ
			700	1	1	series	28000193	LCI 35W 350mA-900mA TOP C	inbuilt compact	yes, 120V	no	22,00 kΩ
			700	1	1	series	28000194	LCI 35W 350mA-900mA TOP SR	independent	yes, 120V	no	22,00 kΩ
			700	1	1	series	87500225	LCI 35W 700mA TEC Ip	inbuilt linear	yes, 120V	no	n.a.
			700	1	1	series	87500196	LCI 35W 700mA TEC C	inbuilt compact	yes, 120V	no	n.a.
			700	1	1	series	87500197	LCI 35W 700mA TEC SR	independent	yes, 60V	no	n.a.
			700	2	2	series	87500227	LCI 60W 700mA TEC Ip	inbuilt linear	yes, 120V	no	n.a.
			700	2	2	series	87500200	LCI 60W 700mA TEC C	inbuilt compact	yes, 120V	no	n.a.
			700	2	2	series	87500201	LCI 60W 700mA TEC SR	independent	yes, 120V	no	n.a.
			900	1	1	series	28000128	LCAI 55W 900-1750mA ECO C	inbuilt compact	yes, 60V	yes	open circuit

**LED System Matrix**

Image	Article no.	Module	Current	Min.	Max.	Wiring	Article no.	Control gear	Application	SELV	Dimmable	Resistor value
			900	1	1	series	28000129	LCAI 55W 900-1750mA ECO SR	independent	yes, 60V	yes	open circuit
			900	1	1	series	28000139	LCAI 65W 900-1750mA ECO Ip	inbuilt linear	yes, 120V	yes	open circuit
			900	1	1	series	28000199	LCI 55W 900mA-1750mA TOP C	inbuilt compact	yes, 60V	no	open circuit
			900	1	1	series	28000200	LCI 55W 900mA-1750mA TOP SR	independent	yes, 60V	no	open circuit
			900	1	1	series	87500245	LCI 42W 900mA TEC C	inbuilt compact	yes, 60V	no	n.a.
			1050	1	1	series	28000128	LCAI 55W 900-1750mA ECO C	inbuilt compact	yes, 60V	yes	56,00 kΩ
			1050	1	1	series	28000129	LCAI 55W 900-1750mA ECO SR	independent	yes, 60V	yes	56,00 kΩ
			1050	1	1	series	28000139	LCAI 65W 900-1750mA ECO Ip	inbuilt linear	yes, 120V	yes	56,00 kΩ
			1050	1	1	series	28000199	LCI 55W 900mA-1750mA TOP C	inbuilt compact	yes, 60V	no	56,00 kΩ
			1050	1	1	series	28000200	LCI 55W 900mA-1750mA TOP SR	independent	yes, 60V	no	56,00 kΩ
			1050	1	1	series	87500228	LCI 60W 1050mA TEC Ip	inbuilt linear	yes, 120V	no	n.a.
			1050	1	1	series	87500202	LCI 60W 1050mA TEC C	inbuilt compact	yes, 120V	no	n.a.
			1050	1	1	series	87500203	LCI 60W 1050mA TEC SR	independent	yes, 120V	no	n.a.
			1400	1	1	series	28000139	LCAI 65W 900-1750mA ECO Ip	inbuilt linear	yes, 120V	yes	22,00 kΩ
	89601860	SLE-G3-23-GOLD	700	1	1	series	28000124	LCAI 35W 350-900mA ECO C	inbuilt compact	yes, 120V	yes	22,00 kΩ
	89601852	SLE-G3-PURE-23-GOLD										
			700	1	1	series	28000125	LCAI 35W 350-900mA ECO SR	independent	yes, 120V	yes	22,00 kΩ
			700	1	1	series	28000193	LCI 35W 350mA-900mA TOP C	inbuilt compact	yes, 120V	no	22,00 kΩ
			700	1	1	series	28000194	LCI 35W 350mA-900mA TOP SR	independent	yes, 120V	no	22,00 kΩ
			700	1	1	series	87500225	LCI 35W 700mA TEC Ip	inbuilt linear	yes, 120V	no	n.a.
			700	1	1	series	87500196	LCI 35W 700mA TEC C	inbuilt compact	yes, 120V	no	n.a.
			700	1	1	series	87500197	LCI 35W 700mA TEC SR	independent	yes, 60V	no	n.a.
			700	2	2	series	87500227	LCI 60W 700mA TEC Ip	inbuilt linear	yes, 120V	no	n.a.
			700	2	2	series	87500200	LCI 60W 700mA TEC C	inbuilt compact	yes, 120V	no	n.a.
			700	2	2	series	87500201	LCI 60W 700mA TEC SR	independent	yes, 120V	no	n.a.
			900	1	1	series	28000138	LCAI 35W 900-1750mA ECO Ip	inbuilt linear	yes, 60V	yes	open circuit
			900	1	1	series	28000124	LCAI 35W 350-900mA ECO C	inbuilt compact	yes, 120V	yes	short circuit
			900	1	1	series	28000125	LCAI 35W 350-900mA ECO SR	independent	yes, 120V	yes	short circuit
			900	1	1	series	28000126	LCAI 35W 900-1750mA ECO C	inbuilt compact	yes, 60V	yes	open circuit
			900	1	1	series	28000127	LCAI 35W 900-1750mA ECO SR	independent	yes, 60V	yes	open circuit
			900	1	1	series	28000128	LCAI 55W 900-1750mA ECO C	inbuilt compact	yes, 60V	yes	open circuit
			900	1	1	series	28000129	LCAI 55W 900-1750mA ECO SR	independent	yes, 60V	yes	open circuit
			900	1	1	series	28000139	LCAI 65W 900-1750mA ECO Ip	inbuilt linear	yes, 120V	yes	open circuit
			900	1	1	series	28000193	LCI 35W 350mA-900mA TOP C	inbuilt compact	yes, 120V	no	short circuit
			900	1	1	series	28000194	LCI 35W 350mA-900mA TOP SR	independent	yes, 120V	no	short circuit
			900	1	1	series	28000195	LCI 35W 900mA-1750mA TOP C	inbuilt compact	yes, 60V	no	open circuit
			900	1	1	series	28000196	LCI 35W 900mA-1750mA TOP SR	independent	yes, 60V	no	open circuit
			900	1	1	series	28000199	LCI 55W 900mA-1750mA TOP C	inbuilt compact	yes, 60V	no	open circuit
			900	1	1	series	28000200	LCI 55W 900mA-1750mA TOP SR	independent	yes, 60V	no	open circuit
			900	1	1	series	87500245	LCI 42W 900mA TEC C	inbuilt compact	yes, 60V	no	n.a.
			1050	1	1	series	28000128	LCAI 55W 900-1750mA ECO C	inbuilt compact	yes, 60V	yes	56,00 kΩ
			1050	1	1	series	28000129	LCAI 55W 900-1750mA ECO SR	independent	yes, 60V	yes	56,00 kΩ
			1050	1	1	series	28000139	LCAI 65W 900-1750mA ECO Ip	inbuilt linear	yes, 120V	yes	56,00 kΩ
			1050	1	1	series	28000199	LCI 55W 900mA-1750mA TOP C	inbuilt compact	yes, 60V	no	56,00 kΩ
			1050	1	1	series	28000200	LCI 55W 900mA-1750mA TOP SR	independent	yes, 60V	no	56,00 kΩ
			1050	1	1	series	87500247	LCI 42W 1050mA TEC C	inbuilt compact	yes, 60V	no	n.a.
			1050	1	1	series	87500228	LCI 60W 1050mA TEC Ip	inbuilt linear	yes, 120V	no	n.a.
			1050	1	1	series	87500202	LCI 60W 1050mA TEC C	inbuilt compact	yes, 120V	no	n.a.
			1050	1	1	series	87500203	LCI 60W 1050mA TEC SR	independent	yes, 120V	no	n.a.


## LED System Matrix

Image	Article no.	Module	Current	Min.	Max.	Wiring	Article no.	Control gear	Application	SELV	Dimmable	Resistor value
			1400	1	1	series	28000139	LCAI 65W 900-1750mA ECO Ip	inbuilt linear	yes, 120V	yes	22,00 kΩ
			1400	1	1	series	87500229	LCI 65W 1400mA TEC Ip	inbuilt linear	yes, 60V	no	n.a.
			1400	1	1	series	87500204	LCI 65W 1400mA TEC C	inbuilt compact	yes, 60V	no	n.a.
			1400	1	1	series	87500201	LCI 65W 1400mA TEC SR	independent	yes, 60V	no	n.a.
	89601861	SLE-G3-23-GOLD+	700	1	1	series	28000124	LCAI 35W 350-900mA ECO C	inbuilt compact	yes, 120V	yes	22,00 kΩ
	89601853	SLE-G3-PURE-23-GOLD+										
			700	1	1	series	28000125	LCAI 35W 350-900mA ECO SR	independent	yes, 120V	yes	22,00 kΩ
			700	1	1	series	28000193	LCI 35W 350mA-900mA TOP C	inbuilt compact	yes, 120V	no	22,00 kΩ
			700	1	1	series	28000194	LCI 35W 350mA-900mA TOP SR	independent	yes, 120V	no	22,00 kΩ
			700	1	1	series	87500225	LCI 35W 700mA TEC Ip	inbuilt linear	yes, 120V	no	n.a.
			700	1	1	series	87500196	LCI 35W 700mA TEC C	inbuilt compact	yes, 120V	no	n.a.
			700	1	1	series	87500197	LCI 35W 700mA TEC SR	independent	yes, 60V	no	n.a.
			700	2	2	series	87500227	LCI 60W 700mA TEC Ip	inbuilt linear	yes, 120V	no	n.a.
			700	2	2	series	87500200	LCI 60W 700mA TEC C	inbuilt compact	yes, 120V	no	n.a.
			700	2	2	series	87500201	LCI 60W 700mA TEC SR	independent	yes, 120V	no	n.a.
			900	1	1	series	28000138	LCAI 35W 900-1750mA ECO Ip	inbuilt linear	yes, 60V	yes	open circuit
			900	1	1	series	28000124	LCAI 35W 350-900mA ECO C	inbuilt compact	yes, 120V	yes	short circuit
			900	1	1	series	28000125	LCAI 35W 350-900mA ECO SR	independent	yes, 120V	yes	short circuit
			900	1	1	series	28000126	LCAI 35W 900-1750mA ECO C	inbuilt compact	yes, 60V	yes	open circuit
			900	1	1	series	28000127	LCAI 35W 900-1750mA ECO SR	independent	yes, 60V	yes	open circuit
			900	1	1	series	28000128	LCAI 55W 900-1750mA ECO C	inbuilt compact	yes, 60V	yes	open circuit
			900	1	1	series	28000129	LCAI 55W 900-1750mA ECO SR	independent	yes, 60V	yes	open circuit
			900	1	1	series	28000139	LCAI 65W 900-1750mA ECO Ip	inbuilt linear	yes, 120V	yes	open circuit
			900	1	1	series	28000193	LCI 35W 350mA-900mA TOP C	inbuilt compact	yes, 120V	no	short circuit
			900	1	1	series	28000194	LCI 35W 350mA-900mA TOP SR	independent	yes, 120V	no	short circuit
			900	1	1	series	28000195	LCI 35W 900mA-1750mA TOP C	inbuilt compact	yes, 60V	no	open circuit
			900	1	1	series	28000196	LCI 35W 900mA-1750mA TOP SR	independent	yes, 60V	no	open circuit
			900	1	1	series	28000199	LCI 55W 900mA-1750mA TOP C	inbuilt compact	yes, 60V	no	open circuit
			900	1	1	series	28000200	LCI 55W 900mA-1750mA TOP SR	independent	yes, 60V	no	open circuit
			900	1	1	series	87500245	LCI 42W 900mA TEC C	inbuilt compact	yes, 60V	no	n.a.
			1050	1	1	series	28000128	LCAI 55W 900-1750mA ECO C	inbuilt compact	yes, 60V	yes	56,00 kΩ
			1050	1	1	series	28000129	LCAI 55W 900-1750mA ECO SR	independent	yes, 60V	yes	56,00 kΩ
			1050	1	1	series	28000139	LCAI 65W 900-1750mA ECO Ip	inbuilt linear	yes, 120V	yes	56,00 kΩ
			1050	1	1	series	28000199	LCI 55W 900mA-1750mA TOP C	inbuilt compact	yes, 60V	no	56,00 kΩ
			1050	1	1	series	28000200	LCI 55W 900mA-1750mA TOP SR	independent	yes, 60V	no	56,00 kΩ
			1050	1	1	series	87500247	LCI 42W 1050mA TEC C	inbuilt compact	yes, 60V	no	n.a.
			1050	1	1	series	87500228	LCI 60W 1050mA TEC Ip	inbuilt linear	yes, 120V	no	n.a.
			1050	1	1	series	87500202	LCI 60W 1050mA TEC C	inbuilt compact	yes, 120V	no	n.a.
			1050	1	1	series	87500203	LCI 60W 1050mA TEC SR	independent	yes, 120V	no	n.a.
			1400	1	1	series	28000139	LCAI 65W 900-1750mA ECO Ip	inbuilt linear	yes, 120V	yes	22,00 kΩ
			1400	1	1	series	87500229	LCI 65W 1400mA TEC Ip	inbuilt linear	yes, 60V	no	n.a.
			1400	1	1	series	87500204	LCI 65W 1400mA TEC C	inbuilt compact	yes, 60V	no	n.a.
			1400	1	1	series	87500201	LCI 65W 1400mA TEC SR	independent	yes, 60V	no	n.a.

**LED System Matrix**

Image	Article no.	Module	Current	Min.	Max.	Wiring	Article no.	Control gear	Application	SELV	Dimmable	Resistor value
	89601863 89601855	SLE-G3-23-FM SLE-G3-PURE-23-FM	700	1	1	series	28000124	LCAI 35W 350-900mA ECO C	inbuilt compact	yes, 120V	yes	22,00 kΩ
			700	1	1	series	28000125	LCAI 35W 350-900mA ECO SR	independent	yes, 120V	yes	22,00 kΩ
			700	1	1	series	28000193	LCI 35W 350mA-900mA TOP C	inbuilt compact	yes, 120V	no	22,00 kΩ
			700	1	1	series	28000194	LCI 35W 350mA-900mA TOP SR	independent	yes, 120V	no	22,00 kΩ
			700	1	1	series	87500225	LCI 35W 700mA TEC Ip	inbuilt linear	yes, 120V	no	n.a.
			700	1	1	series	87500196	LCI 35W 700mA TEC C	inbuilt compact	yes, 120V	no	n.a.
			700	1	1	series	87500197	LCI 35W 700mA TEC SR	independent	yes, 60V	no	n.a.
			700	2	2	series	87500227	LCI 60W 700mA TEC Ip	inbuilt linear	yes, 120V	no	n.a.
			700	2	2	series	87500200	LCI 60W 700mA TEC C	inbuilt compact	yes, 120V	no	n.a.
			700	2	2	series	87500201	LCI 60W 700mA TEC SR	independent	yes, 120V	no	n.a.
			900	1	1	series	28000138	LCAI 35W 900-1750mA ECO Ip	inbuilt linear	yes, 60V	yes	open circuit
			900	1	1	series	28000124	LCAI 35W 350-900mA ECO C	inbuilt compact	yes, 120V	yes	short circuit
			900	1	1	series	28000125	LCAI 35W 350-900mA ECO SR	independent	yes, 120V	yes	short circuit
			900	1	1	series	28000126	LCAI 35W 900-1750mA ECO C	inbuilt compact	yes, 60V	yes	open circuit
			900	1	1	series	28000127	LCAI 35W 900-1750mA ECO SR	independent	yes, 60V	yes	open circuit
			900	1	1	series	28000128	LCAI 55W 900-1750mA ECO C	inbuilt compact	yes, 60V	yes	open circuit
			900	1	1	series	28000129	LCAI 55W 900-1750mA ECO SR	independent	yes, 60V	yes	open circuit
			900	1	1	series	28000139	LCAI 65W 900-1750mA ECO Ip	inbuilt linear	yes, 120V	yes	open circuit
			900	1	1	series	28000193	LCI 35W 350mA-900mA TOP C	inbuilt compact	yes, 120V	no	short circuit
			900	1	1	series	28000194	LCI 35W 350mA-900mA TOP SR	independent	yes, 120V	no	short circuit
			900	1	1	series	28000195	LCI 35W 900mA-1750mA TOP C	inbuilt compact	yes, 60V	no	open circuit
			900	1	1	series	28000196	LCI 35W 900mA-1750mA TOP SR	independent	yes, 60V	no	open circuit
			900	1	1	series	28000199	LCI 55W 900mA-1750mA TOP C	inbuilt compact	yes, 60V	no	open circuit
			900	1	1	series	28000200	LCI 55W 900mA-1750mA TOP SR	independent	yes, 60V	no	open circuit
			900	1	1	series	87500245	LCI 42W 900mA TEC C	inbuilt compact	yes, 60V	no	n.a.
			1050	1	1	series	28000128	LCAI 55W 900-1750mA ECO C	inbuilt compact	yes, 60V	yes	56,00 kΩ
			1050	1	1	series	28000129	LCAI 55W 900-1750mA ECO SR	independent	yes, 60V	yes	56,00 kΩ
			1050	1	1	series	28000139	LCAI 65W 900-1750mA ECO Ip	inbuilt linear	yes, 120V	yes	56,00 kΩ
			1050	1	1	series	28000199	LCI 55W 900mA-1750mA TOP C	inbuilt compact	yes, 60V	no	56,00 kΩ
			1050	1	1	series	28000200	LCI 55W 900mA-1750mA TOP SR	independent	yes, 60V	no	56,00 kΩ
			1050	1	1	series	87500247	LCI 42W 1050mA TEC C	inbuilt compact	yes, 60V	no	n.a.
			1050	1	1	series	87500228	LCI 60W 1050mA TEC Ip	inbuilt linear	yes, 120V	no	n.a.
			1050	1	1	series	87500202	LCI 60W 1050mA TEC C	inbuilt compact	yes, 120V	no	n.a.
			1050	1	1	series	87500203	LCI 60W 1050mA TEC SR	independent	yes, 120V	no	n.a.
			1400	1	1	series	28000139	LCAI 65W 900-1750mA ECO Ip	inbuilt linear	yes, 120V	yes	22,00 kΩ
			1400	1	1	series	87500229	LCI 65W 1400mA TEC Ip	inbuilt linear	yes, 60V	no	n.a.
			1400	1	1	series	87500204	LCI 65W 1400mA TEC C	inbuilt compact	yes, 60V	no	n.a.
			1400	1	1	series	87500201	LCI 65W 1400mA TEC SR	independent	yes, 60V	no	n.a.
	89601862 89601854	SLE-G3-23-MEAT+ SLE-G3-PURE-23-MEAT+	700	1	1	series	28000124	LCAI 35W 350-900mA ECO C	inbuilt compact	yes, 120V	yes	22,00 kΩ
			700	1	1	series	28000125	LCAI 35W 350-900mA ECO SR	independent	yes, 120V	yes	22,00 kΩ
			700	1	1	series	28000193	LCI 35W 350mA-900mA TOP C	inbuilt compact	yes, 120V	no	22,00 kΩ
			700	1	1	series	28000194	LCI 35W 350mA-900mA TOP SR	independent	yes, 120V	no	22,00 kΩ
			700	1	1	series	87500225	LCI 35W 700mA TEC Ip	inbuilt linear	yes, 120V	no	n.a.
			700	1	1	series	87500196	LCI 35W 700mA TEC C	inbuilt compact	yes, 120V	no	n.a.
			700	1	1	series	87500197	LCI 35W 700mA TEC SR	independent	yes, 60V	no	n.a.
			700	2	2	series	87500227	LCI 60W 700mA TEC Ip	inbuilt linear	yes, 120V	no	n.a.
			700	2	2	series	87500200	LCI 60W 700mA TEC C	inbuilt compact	yes, 120V	no	n.a.


## LED System Matrix

Image	Article no.	Module	Current	Min.	Max.	Wiring	Article no.	Control gear	Application	SELV	Dimmable	Resistor value
			700	2	2	series	87500201	LCI 60W 700mA TEC SR	independent	yes, 120V	no	n.a.
			900	1	1	series	28000138	LCAI 35W 900-1750mA ECO Ip	inbuilt linear	yes, 60V	yes	open circuit
			900	1	1	series	28000124	LCAI 35W 350-900mA ECO C	inbuilt compact	yes, 120V	yes	short circuit
			900	1	1	series	28000125	LCAI 35W 350-900mA ECO SR	independent	yes, 120V	yes	short circuit
			900	1	1	series	28000126	LCAI 35W 900-1750mA ECO C	inbuilt compact	yes, 60V	yes	open circuit
			900	1	1	series	28000127	LCAI 35W 900-1750mA ECO SR	independent	yes, 60V	yes	open circuit
			900	1	1	series	28000128	LCAI 55W 900-1750mA ECO C	inbuilt compact	yes, 60V	yes	open circuit
			900	1	1	series	28000129	LCAI 55W 900-1750mA ECO SR	independent	yes, 60V	yes	open circuit
			900	1	1	series	28000139	LCAI 65W 900-1750mA ECO Ip	inbuilt linear	yes, 120V	yes	open circuit
			900	1	1	series	28000193	LCI 35W 350mA-900mA TOP C	inbuilt compact	yes, 120V	no	short circuit
			900	1	1	series	28000194	LCI 35W 350mA-900mA TOP SR	independent	yes, 120V	no	short circuit
			900	1	1	series	28000195	LCI 35W 900mA-1750mA TOP C	inbuilt compact	yes, 60V	no	open circuit
			900	1	1	series	28000196	LCI 35W 900mA-1750mA TOP SR	independent	yes, 60V	no	open circuit
			900	1	1	series	28000199	LCI 55W 900mA-1750mA TOP C	inbuilt compact	yes, 60V	no	open circuit
			900	1	1	series	28000200	LCI 55W 900mA-1750mA TOP SR	independent	yes, 60V	no	open circuit
			900	1	1	series	87500245	LCI 42W 900mA TEC C	inbuilt compact	yes, 60V	no	n.a.
			1050	1	1	series	28000128	LCAI 55W 900-1750mA ECO C	inbuilt compact	yes, 60V	yes	56,00 kΩ
			1050	1	1	series	28000129	LCAI 55W 900-1750mA ECO SR	independent	yes, 60V	yes	56,00 kΩ
			1050	1	1	series	28000139	LCAI 65W 900-1750mA ECO Ip	inbuilt linear	yes, 120V	yes	56,00 kΩ
			1050	1	1	series	28000199	LCI 55W 900mA-1750mA TOP C	inbuilt compact	yes, 60V	no	56,00 kΩ
			1050	1	1	series	28000200	LCI 55W 900mA-1750mA TOP SR	independent	yes, 60V	no	56,00 kΩ
			1050	1	1	series	87500247	LCI 42W 1050mA TEC C	inbuilt compact	yes, 60V	no	n.a.
			1050	1	1	series	87500228	LCI 60W 1050mA TEC Ip	inbuilt linear	yes, 120V	no	n.a.
			1050	1	1	series	87500202	LCI 60W 1050mA TEC C	inbuilt compact	yes, 120V	no	n.a.
			1050	1	1	series	87500203	LCI 60W 1050mA TEC SR	independent	yes, 120V	no	n.a.
			1400	1	1	series	28000139	LCAI 65W 900-1750mA ECO Ip	inbuilt linear	yes, 120V	yes	22,00 kΩ
			1400	1	1	series	87500229	LCI 65W 1400mA TEC Ip	inbuilt linear	yes, 60V	no	n.a.
			1400	1	1	series	87500204	LCI 65W 1400mA TEC C	inbuilt compact	yes, 60V	no	n.a.
			1400	1	1	series	87500201	LCI 65W 1400mA TEC SR	independent	yes, 60V	no	n.a.
	89601762 89601761	SLE-PURE-G3-10-930-ART SLE-PURE-G3-10-930-ART W/O-C	350	2	2	series	28000132	LCAI 20W 150-400mA ECO Ip	inbuilt linear	yes, 60V	yes	12,00 kΩ
			350	2	2	series	28000122	LCAI 20W 350-900mA ECO C	inbuilt compact	yes, 60V	yes	open circuit
			350	2	2	series	28000123	LCAI 20W 350-900mA ECO SR	independent	yes, 60V	yes	open circuit
			350	3	5	series	28000133	LCAI 35W 150-400mA ECO Ip	inbuilt linear	no	yes	12,00 kΩ
			350	3	4	series	28000124	LCAI 35W 350-900mA ECO C	inbuilt compact	yes, 120V	yes	open circuit
			350	3	4	series	28000125	LCAI 35W 350-900mA ECO SR	independent	yes, 120V	yes	open circuit
			350	4	7	series	86459431	LCAI 050/0350	inbuilt linear	no	yes	n.a.
			350	6	9	series	28000134	LCAI 65W 150-400mA ECO Ip	inbuilt linear	no	yes	12,00 kΩ
			350	8	12	series	28000211 86459393	LCAI 080/0350	inbuilt linear	no	yes	n.a.
			350	1	1	series	28000189	LCI 10W 150mA-400mA TOP C	inbuilt compact	yes, 60V	no	12,00 kΩ
			350	1	1	series	28000190	LCI 10W 350mA-900mA TOP C	inbuilt compact	yes, 60V	no	open circuit
			350	2	2	series	28000205	LCAI 20W 150mA-400mA TOP Ip	inbuilt linear	yes, 60V	no	12,00 kΩ
			350	2	2	series	28000191	LCI 20W 350mA-900mA TOP C	inbuilt compact	yes, 60V	no	open circuit
			350	2	2	series	28000192	LCI 20W 350mA-900mA TOP SR	independent	yes, 60V	no	open circuit
			350	3	4	series	28000193	LCI 35W 350mA-900mA TOP C	inbuilt compact	yes, 120V	no	open circuit
			350	3	4	series	28000194	LCI 35W 350mA-900mA TOP SR	independent	yes, 120V	no	open circuit
			350	4	7	series	28000159	LCI 050/0350 I010	inbuilt linear	no	no	n.a.
			350	8	12	series	28000093	LCI 080/0350 I010	inbuilt linear	no	no	n.a.

**LED System Matrix**

Image	Article no.	Module	Current	Min.	Max.	Wiring	Article no.	Control gear	Application	SELV	Dimmable	Resistor value
			350	1	1	series	87500219	LCI 10W 350mA TEC Ip	inbuilt linear	yes, 60V	no	n.a.
			350	1	1	series	87500239	LCI 10W 350mA TEC C	inbuilt compact	yes, 60V	no	n.a.
			350	1	1	series	87500240	LCI 10W 350mA TEC SR	inbuilt compact	yes, 60V	no	n.a.
			350	2	2	series	87500220	LCI 20W 350mA TEC Ip	inbuilt linear	yes, 120V	no	n.a.
			350	2	2	series	87500079	LCI 20W 350mA TEC C	inbuilt compact	yes, 120V	no	n.a.
			350	2	2	series	87500187	LCI 20W 350mA TEC SR	independent	yes, 120V	no	n.a.
			350	4	5	series	87500223	LCI 35W 350mA TEC Ip	inbuilt linear	yes, 120V	no	n.a.
			350	4	5	series	87500192	LCI 35W 350mA TEC C	inbuilt compact	yes, 120V	no	n.a.
			350	4	5	series	87500193	LCI 35W 350mA TEC SR	independent	yes, 120V	no	n.a.
			350	2	2	series	89800255	LCBI 15W 350mA BASIC phase-cut Ip	inbuilt linear	yes, 60V	phase-cut	n.a.
			350	2	2	series	89800266	LCBI 15W 350mA BASIC phase-cut SR	independent	yes, 60V	phase-cut	n.a.
			350	2	2	series	89800277	LCI 15W 350mA stepDIM Ip	inbuilt linear	yes, 60V	phase-cut	n.a.
			500	2	2	series	28000122	LCAI 20W 350-900mA ECO C	inbuilt compact	yes, 60V	yes	49,90 kΩ
			500	2	2	series	28000123	LCAI 20W 350-900mA ECO SR	independent	yes, 60V	yes	49,90 kΩ
			500	2	3	series	28000124	LCAI 35W 350-900mA ECO C	inbuilt compact	yes, 120V	yes	49,90 kΩ
			500	2	3	series	28000125	LCAI 35W 350-900mA ECO SR	independent	yes, 120V	yes	49,90 kΩ
			500	1	1	series	28000190	LCI 10W 350mA-900mA TOP C	inbuilt compact	yes, 60V	no	49,90 kΩ
			500	2	2	series	28000191	LCI 20W 350mA-900mA TOP C	inbuilt compact	yes, 60V	no	49,90 kΩ
			500	2	2	series	28000192	LCI 20W 350mA-900mA TOP SR	independent	yes, 60V	no	49,90 kΩ
			500	2	3	series	28000193	LCI 35W 350mA-900mA TOP C	inbuilt compact	yes, 120V	no	49,90 kΩ
			500	2	3	series	28000194	LCI 35W 350mA-900mA TOP SR	independent	yes, 120V	no	49,90 kΩ
			500	1	1	series	87500241	LCI 10W 500mA TEC C	inbuilt compact	yes, 60V	no	n.a.
			500	1	1	series	87500242	LCI 10W 500mA TEC SR	inbuilt compact	yes, 60V	no	n.a.
			500	2	2	series	87500221	LCI 20W 500mA TEC Ip	inbuilt linear	yes, 60V	no	n.a.
			500	2	2	series	87500188	LCI 20W 500mA TEC C	inbuilt compact	yes, 60V	no	n.a.
			500	2	2	series	87500189	LCI 20W 500mA TEC SR	independent	yes, 60V	no	n.a.
			500	3	3	series	87500224	LCI 35W 500mA TEC Ip	inbuilt linear	yes, 120V	no	n.a.
			500	3	3	series	87500194	LCI 35W 500mA TEC C	inbuilt compact	yes, 120V	no	n.a.
			500	3	3	series	87500195	LCI 35W 500mA TEC SR	independent	yes, 120V	no	n.a.
			500	1	1	series	89800256	LCBI 15W 500mA BASIC phase-cut Ip	inbuilt linear	yes, 60V	phase-cut	n.a.
			500	1	1	series	89800267	LCBI 15W 500mA BASIC phase-cut SR	independent	yes, 60V	phase-cut	n.a.
			500	1	1	series	89800278	LCI 15W 500mA stepDIM Ip	independent	yes, 60V	phase-cut	n.a.
			700	1	1	series	28000122	LCAI 20W 350-900mA ECO C	inbuilt compact	yes, 60V	yes	22,00 kΩ
			700	1	1	series	28000123	LCAI 20W 350-900mA ECO SR	independent	yes, 60V	yes	22,00 kΩ
			700	2	2	series	28000124	LCAI 35W 350-900mA ECO C	inbuilt compact	yes, 120V	yes	22,00 kΩ
			700	2	2	series	28000125	LCAI 35W 350-900mA ECO SR	independent	yes, 120V	yes	22,00 kΩ
			700	1	1	series	28000191	LCI 20W 350mA-900mA TOP C	inbuilt compact	yes, 60V	no	22,00 kΩ
			700	1	1	series	28000192	LCI 20W 350mA-900mA TOP SR	independent	yes, 60V	no	22,00 kΩ
			700	2	2	series	28000193	LCI 35W 350mA-900mA TOP C	inbuilt compact	yes, 120V	no	22,00 kΩ
			700	2	2	series	28000194	LCI 35W 350mA-900mA TOP SR	independent	yes, 120V	no	22,00 kΩ
			700	2	2	series	87500225	LCI 35W 700mA TEC Ip	inbuilt linear	yes, 120V	no	n.a.
			700	3	4	series	87500200	LCI 60W 700mA TEC C	inbuilt compact	yes, 120V	no	n.a.
			700	3	4	series	87500201	LCI 60W 700mA TEC SR	independent	yes, 120V	no	n.a.
			700	1	1	series	89800279	LCI 15W 700mA stepDIM Ip	independent	yes, 60V	phase-cut	n.a.

## LED System Matrix


Image	Article no.	Module	Current	Min.	Max.	Wiring	Article no.	Control gear	Application	SELV	Dimmable	Resistor value
	89601763	SLE-G3-19-930-ART	350	1	1	series	28000132	LCAI 20W 150-400mA ECO Ip	inbuilt linear	yes, 60V	yes	12,00 kΩ
	89601764	SLE-PURE-G3-19-930-ART										
			350	1	1	series	28000122	LCAI 20W 350-900mA ECO C	inbuilt compact	yes, 60V	yes	open circuit
			350	1	1	series	28000123	LCAI 20W 350-900mA ECO SR	independent	yes, 60V	yes	open circuit
			350	2	2	series	28000133	LCAI 35W 150-400mA ECO Ip	inbuilt linear	no	yes	12,00 kΩ
			350	2	2	series	28000124	LCAI 35W 350-900mA ECO C	inbuilt compact	yes, 120V	yes	open circuit
			350	2	2	series	28000125	LCAI 35W 350-900mA ECO SR	independent	yes, 120V	yes	open circuit
			350	2	3	series	86459431	LCAI 050/0350	inbuilt linear	no	yes	n.a.
			350	3	5	series	28000134	LCAI 65W 150-400mA ECO Ip	inbuilt linear	no	yes	12,00 kΩ
			350	4	6	series	28000211	LCAI 080/0350	inbuilt linear	no	yes	n.a.
						86459393						
			350	1	1	series	<b>28000205</b>	<b>LCI 20W 150mA-400mA TOP Ip</b>	<b>inbuilt linear</b>	<b>yes, 60V</b>	<b>no</b>	<b>12,00 kΩ</b>
			350	1	1	series	28000191	LCI 20W 350mA-900mA TOP C	inbuilt compact	yes, 60V	no	open circuit
			350	1	1	series	28000192	LCI 20W 350mA-900mA TOP SR	independent	yes, 60V	no	open circuit
			350	2	2	series	28000193	LCI 35W 350mA-900mA TOP C	inbuilt compact	yes, 120V	no	open circuit
			350	2	2	series	28000194	LCI 35W 350mA-900mA TOP SR	independent	yes, 120V	no	open circuit
			350	2	3	series	28000159	LCI 050/0350 I010	inbuilt linear	no	no	n.a.
			350	4	6	series	28000093	LCI 080/0350 I010	inbuilt linear	no	no	n.a.
			350	1	1	series	87500220	LCI 20W 350mA TEC Ip	inbuilt linear	yes, 120V	no	n.a.
			350	1	1	series	87500079	LCI 20W 350mA TEC C	inbuilt compact	yes, 120V	no	n.a.
			350	1	1	series	87500187	LCI 20W 350mA TEC SR	independent	yes, 120V	no	n.a.
			350	2	2	series	87500223	LCI 35W 350mA TEC Ip	inbuilt linear	yes, 120V	no	n.a.
			350	2	2	series	87500192	LCI 35W 350mA TEC C	inbuilt compact	yes, 120V	no	n.a.
			350	2	2	series	87500193	LCI 35W 350mA TEC SR	independent	yes, 120V	no	n.a.
			350	1	1	series	89800255	LCBI 15W 350mA BASIC phase-cut Ip	inbuilt linear	yes, 60V	phase-cut	n.a.
			350	1	1	series	89800266	LCBI 15W 350mA BASIC phase-cut SR	independent	yes, 60V	phase-cut	n.a.
			350	1	1	series	89800277	LCI 15W 350mA stepDIM Ip	inbuilt linear	yes, 60V	phase-cut	n.a.
			500	1	1	series	28000122	LCAI 20W 350-900mA ECO C	inbuilt compact	yes, 60V	yes	49,90 kΩ
			500	1	1	series	28000123	LCAI 20W 350-900mA ECO SR	independent	yes, 60V	yes	49,90 kΩ
			500	1	1	series	28000124	LCAI 35W 350-900mA ECO C	inbuilt compact	yes, 120V	yes	49,90 kΩ
			500	1	1	series	28000125	LCAI 35W 350-900mA ECO SR	independent	yes, 120V	yes	49,90 kΩ
			500	1	1	series	28000191	LCI 20W 350mA-900mA TOP C	inbuilt compact	yes, 60V	no	49,90 kΩ
			500	1	1	series	28000192	LCI 20W 350mA-900mA TOP SR	independent	yes, 60V	no	49,90 kΩ
			500	1	1	series	28000193	LCI 35W 350mA-900mA TOP C	inbuilt compact	yes, 120V	no	49,90 kΩ
			500	1	1	series	28000194	LCI 35W 350mA-900mA TOP SR	independent	yes, 120V	no	49,90 kΩ
			500	1	1	series	87500221	LCI 20W 500mA TEC Ip	inbuilt linear	yes, 60V	no	n.a.
			500	1	1	series	87500188	LCI 20W 500mA TEC C	inbuilt compact	yes, 60V	no	n.a.
			500	1	1	series	87500189	LCI 20W 500mA TEC SR	independent	yes, 60V	no	n.a.
			700	1	1	series	28000124	LCAI 35W 350-900mA ECO C	inbuilt compact	yes, 120V	yes	22,00 kΩ
			700	1	1	series	28000125	LCAI 35W 350-900mA ECO SR	independent	yes, 120V	yes	22,00 kΩ
			700	1	1	series	28000193	LCI 35W 350mA-900mA TOP C	inbuilt compact	yes, 120V	no	22,00 kΩ
			700	1	1	series	28000194	LCI 35W 350mA-900mA TOP SR	independent	yes, 120V	no	22,00 kΩ
			700	1	1	series	87500225	LCI 35W 700mA TEC Ip	inbuilt linear	yes, 120V	no	n.a.
			700	1	1	series	87500196	LCI 35W 700mA TEC C	inbuilt compact	yes, 120V	no	n.a.
			700	1	1	series	87500197	LCI 35W 700mA TEC SR	independent	yes, 60V	no	n.a.
			700	2	2	series	87500227	LCI 60W 700mA TEC Ip	inbuilt linear	yes, 120V	no	n.a.
			700	2	2	series	87500200	LCI 60W 700mA TEC C	inbuilt compact	yes, 120V	no	n.a.
			700	2	2	series	87500201	LCI 60W 700mA TEC SR	independent	yes, 120V	no	n.a.
			750	1	1	series	28000124	LCAI 35W 350-900mA ECO C	inbuilt compact	yes, 120V	yes	BLO




## LED System Matrix

Image	Article no.	Module	Current	Min.	Max.	Wiring	Article no.	Control gear	Application	SELV	Dimmable	Resistor value
			750	1	1	series	28000125	LCAI 35W 350-900mA ECO SR	independent	yes, 120V	yes	BLO
			750	1	1	series	28000193	LCI 35W 350mA-900mA TOP C	inbuilt compact	yes, 120V	no	BLO
			750	1	1	series	28000194	LCI 35W 350mA-900mA TOP SR	independent	yes, 120V	no	BLO
			900	1	1	series	28000128	LCAI 55W 900-1750mA ECO C	inbuilt compact	yes, 60V	yes	open circuit
			900	1	1	series	28000129	LCAI 55W 900-1750mA ECO SR	independent	yes, 60V	yes	open circuit
			900	1	1	series	28000139	LCAI 65W 900-1750mA ECO Ip	inbuilt linear	yes, 120V	yes	open circuit
			900	1	1	series	28000199	LCI 55W 900mA-1750mA TOP C	inbuilt compact	yes, 60V	no	open circuit
			900	1	1	series	28000200	LCI 55W 900mA-1750mA TOP SR	independent	yes, 60V	no	open circuit
			900	1	1	series	87500245	LCI 42W 900mA TEC C	inbuilt compact	yes, 60V	no	n.a.
			1050	1	1	series	28000128	LCAI 55W 900-1750mA ECO C	inbuilt compact	yes, 60V	yes	56,00 kΩ
			1050	1	1	series	28000129	LCAI 55W 900-1750mA ECO SR	independent	yes, 60V	yes	56,00 kΩ
			1050	1	1	series	28000139	LCAI 65W 900-1750mA ECO Ip	inbuilt linear	yes, 120V	yes	56,00 kΩ
			1050	1	1	series	28000199	LCI 55W 900mA-1750mA TOP C	inbuilt compact	yes, 60V	no	56,00 kΩ
			1050	1	1	series	28000200	LCI 55W 900mA-1750mA TOP SR	independent	yes, 60V	no	56,00 kΩ
			1050	1	1	series	87500228	LCI 60W 1050mA TEC Ip	inbuilt linear	yes, 120V	no	n.a.
			1050	1	1	series	87500202	LCI 60W 1050mA TEC C	inbuilt compact	yes, 120V	no	n.a.
			1050	1	1	series	87500203	LCI 60W 1050mA TEC SR	independent	yes, 120V	no	n.a.
			1400	1	1	series	28000139	LCAI 65W 900-1750mA ECO Ip	inbuilt linear	yes, 120V	yes	22,00 kΩ
	89601765	SLE-G3-23-930-ART	700	1	1	series	28000124	LCAI 35W 350-900mA ECO C	inbuilt compact	yes, 120V	yes	22,00 kΩ
	89601766	SLE-PURE-G3-23-930-ART										
			700	1	1	series	28000125	LCAI 35W 350-900mA ECO SR	independent	yes, 120V	yes	22,00 kΩ
			700	1	1	series	28000193	LCI 35W 350mA-900mA TOP C	inbuilt compact	yes, 120V	no	22,00 kΩ
			700	1	1	series	28000194	LCI 35W 350mA-900mA TOP SR	independent	yes, 120V	no	22,00 kΩ
			700	1	1	series	87500225	LCI 35W 700mA TEC Ip	inbuilt linear	yes, 120V	no	n.a.
			700	1	1	series	87500196	LCI 35W 700mA TEC C	inbuilt compact	yes, 120V	no	n.a.
			700	1	1	series	87500197	LCI 35W 700mA TEC SR	independent	yes, 60V	no	n.a.
			700	2	2	series	87500227	LCI 60W 700mA TEC Ip	inbuilt linear	yes, 120V	no	n.a.
			700	2	2	series	87500200	LCI 60W 700mA TEC C	inbuilt compact	yes, 120V	no	n.a.
			700	2	2	series	87500201	LCI 60W 700mA TEC SR	independent	yes, 120V	no	n.a.
			900	1	1	series	28000138	LCAI 35W 900-1750mA ECO Ip	inbuilt linear	yes, 60V	yes	open circuit
			900	1	1	series	28000124	LCAI 35W 350-900mA ECO C	inbuilt compact	yes, 120V	yes	short circuit
			900	1	1	series	28000125	LCAI 35W 350-900mA ECO SR	independent	yes, 120V	yes	short circuit
			900	1	1	series	28000126	LCAI 35W 900-1750mA ECO C	inbuilt compact	yes, 60V	yes	open circuit
			900	1	1	series	28000127	LCAI 35W 900-1750mA ECO SR	independent	yes, 60V	yes	open circuit
			900	1	1	series	28000128	LCAI 55W 900-1750mA ECO C	inbuilt compact	yes, 60V	yes	open circuit
			900	1	1	series	28000129	LCAI 55W 900-1750mA ECO SR	independent	yes, 60V	yes	open circuit
			900	1	1	series	28000139	LCAI 65W 900-1750mA ECO Ip	inbuilt linear	yes, 120V	yes	open circuit
			900	1	1	series	28000193	LCI 35W 350mA-900mA TOP C	inbuilt compact	yes, 120V	no	short circuit
			900	1	1	series	28000194	LCI 35W 350mA-900mA TOP SR	independent	yes, 120V	no	short circuit
			900	1	1	series	28000195	LCI 35W 900mA-1750mA TOP C	inbuilt compact	yes, 60V	no	open circuit
			900	1	1	series	28000196	LCI 35W 900mA-1750mA TOP SR	independent	yes, 60V	no	open circuit
			900	1	1	series	28000199	LCI 55W 900mA-1750mA TOP C	inbuilt compact	yes, 60V	no	open circuit
			900	1	1	series	28000200	LCI 55W 900mA-1750mA TOP SR	independent	yes, 60V	no	open circuit
			900	1	1	series	87500245	LCI 42W 900mA TEC C	inbuilt compact	yes, 60V	no	n.a.
			1050	1	1	series	28000128	LCAI 55W 900-1750mA ECO C	inbuilt compact	yes, 60V	yes	56,00 kΩ
			1050	1	1	series	28000129	LCAI 55W 900-1750mA ECO SR	independent	yes, 60V	yes	56,00 kΩ
			1050	1	1	series	28000139	LCAI 65W 900-1750mA ECO Ip	inbuilt linear	yes, 120V	yes	56,00 kΩ
			1050	1	1	series	28000199	LCI 55W 900mA-1750mA TOP C	inbuilt compact	yes, 60V	no	56,00 kΩ
			1050	1	1	series	28000200	LCI 55W 900mA-1750mA TOP SR	independent	yes, 60V	no	56,00 kΩ

**LED System Matrix**

Image	Article no.	Module	Current	Min.	Max.	Wiring	Article no.	Control gear	Application	SELV	Dimmable	Resistor value
	89601737	SLE G2 LES19 4000K COI	1050	1	1	series	87500247	LCI 42W 1050mA TEC C	inbuilt compact	yes, 60V	no	n.a.
			1050	1	1	series	87500228	LCI 60W 1050mA TEC Ip	inbuilt linear	yes, 120V	no	n.a.
			1050	1	1	series	87500202	LCI 60W 1050mA TEC C	inbuilt compact	yes, 120V	no	n.a.
			1050	1	1	series	87500203	LCI 60W 1050mA TEC SR	independent	yes, 120V	no	n.a.
			1150	1	1	series	28000128	LCAI 55W 900-1750mA ECO C	inbuilt compact	yes, 60V	yes	BLO
			1150	1	1	series	28000129	LCAI 55W 900-1750mA ECO SR	independent	yes, 60V	yes	BLO
			1150	1	1	series	28000139	LCAI 65W 900-1750mA ECO Ip	inbuilt linear	yes, 120V	yes	BLO
			1150	1	1	series	28000199	LCI 55W 900mA-1750mA TOP C	inbuilt compact	yes, 60V	no	BLO
			1150	1	1	series	28000200	LCI 55W 900mA-1750mA TOP SR	independent	yes, 60V	no	BLO
			1400	1	1	series	28000139	LCAI 65W 900-1750mA ECO Ip	inbuilt linear	yes, 120V	yes	22,00 kΩ
			1400	1	1	series	87500229	LCI 65W 1400mA TEC Ip	inbuilt linear	yes, 60V	no	n.a.
			1400	1	1	series	87500204	LCI 65W 1400mA TEC C	inbuilt compact	yes, 60V	no	n.a.
			1400	1	1	series	87500201	LCI 65W 1400mA TEC SR	independent	yes, 60V	no	n.a.
			350	1	1	series	28000132	LCAI 20W 150-400mA ECO Ip	inbuilt linear	yes, 60V	yes	12,00 kΩ
			350	1	1	series	28000122	LCAI 20W 350-900mA ECO C	inbuilt compact	yes, 60V	yes	open circuit
			350	1	1	series	28000123	LCAI 20W 350-900mA ECO SR	independent	yes, 60V	yes	open circuit
			350	2	2	series	28000133	LCAI 35W 150-400mA ECO Ip	inbuilt linear	no	yes	12,00 kΩ
			350	2	2	series	28000124	LCAI 35W 350-900mA ECO C	inbuilt compact	yes, 120V	yes	open circuit
			350	2	2	series	28000125	LCAI 35W 350-900mA ECO SR	independent	yes, 120V	yes	open circuit
			350	3	3	series	86459431	LCAI 050/0350	inbuilt linear	no	yes	n.a.
			350	3	5	series	28000134	LCAI 65W 150-400mA ECO Ip	inbuilt linear	no	yes	12,00 kΩ
			350	4	6	series	28000211 86459393	LCAI 080/0350	inbuilt linear	no	yes	n.a.
			350	1	1	series	28000205	LCI 20W 150mA-400mA TOP Ip	inbuilt linear	yes, 60V	no	12,00 kΩ
			350	1	1	series	28000191	LCI 20W 350mA-900mA TOP C	inbuilt compact	yes, 60V	no	open circuit
			350	1	1	series	28000192	LCI 20W 350mA-900mA TOP SR	independent	yes, 60V	no	open circuit
			350	2	2	series	28000193	LCI 35W 350mA-900mA TOP C	inbuilt compact	yes, 120V	no	open circuit
			350	2	2	series	28000194	LCI 35W 350mA-900mA TOP SR	independent	yes, 120V	no	open circuit
			350	2	3	series	28000159	LCI 050/0350 I010	inbuilt linear	no	no	n.a.
			350	4	6	series	28000093	LCI 080/0350 I010	inbuilt linear	no	no	n.a.
			350	1	1	series	87500220	LCI 20W 350mA TEC Ip	inbuilt linear	yes, 120V	no	n.a.
			350	1	1	series	87500079	LCI 20W 350mA TEC C	inbuilt compact	yes, 120V	no	n.a.
			350	1	1	series	87500187	LCI 20W 350mA TEC SR	independent	yes, 120V	no	n.a.
			350	2	2	series	87500223	LCI 35W 350mA TEC Ip	inbuilt linear	yes, 120V	no	n.a.
			350	2	2	series	87500192	LCI 35W 350mA TEC C	inbuilt compact	yes, 120V	no	n.a.
			350	2	2	series	87500193	LCI 35W 350mA TEC SR	independent	yes, 120V	no	n.a.
			350	1	1	series	89800255	LCBI 15W 350mA BASIC phase-cut Ip	inbuilt linear	yes, 60V	phase-cut	n.a.
			350	1	1	series	89800266	LCBI 15W 350mA BASIC phase-cut SR	independent	yes, 60V	phase-cut	n.a.
			350	1	1	series	89800277	LCI 15W 350mA stepDIM Ip	inbuilt linear	yes, 60V	phase-cut	n.a.
			500	1	1	series	28000122	LCAI 20W 350-900mA ECO C	inbuilt compact	yes, 60V	yes	49,90 kΩ
			500	1	1	series	28000123	LCAI 20W 350-900mA ECO SR	independent	yes, 60V	yes	49,90 kΩ
			500	1	1	series	28000124	LCAI 35W 350-900mA ECO C	inbuilt compact	yes, 120V	yes	49,90 kΩ
			500	1	1	series	28000125	LCAI 35W 350-900mA ECO SR	independent	yes, 120V	yes	49,90 kΩ
			500	1	1	series	28000191	LCI 20W 350mA-900mA TOP C	inbuilt compact	yes, 60V	no	49,90 kΩ
			500	1	1	series	28000192	LCI 20W 350mA-900mA TOP SR	independent	yes, 60V	no	49,90 kΩ
			500	1	1	series	28000193	LCI 35W 350mA-900mA TOP C	inbuilt compact	yes, 120V	no	49,90 kΩ
500	1	1	series	28000194	LCI 35W 350mA-900mA TOP SR	independent	yes, 120V	no	49,90 kΩ			
500	1	1	series	87500221	LCI 20W 500mA TEC Ip	inbuilt linear	yes, 60V	no	n.a.			

## LED System Matrix

Image	Article no.	Module	Current	Min.	Max.	Wiring	Article no.	Control gear	Application	SELV	Dimmable	Resistor value		
	89601738	SLE G2 LES23 4000K COI	500	1	1	series	28000122	LCAI 20W 350-900mA ECO C	inbuilt compact	yes, 60V	yes	49,90 kΩ		
			500	1	1	series	28000123	LCAI 20W 350-900mA ECO SR	independent	yes, 60V	yes	49,90 kΩ		
			500	1	1	series	28000124	LCAI 35W 350-900mA ECO C	inbuilt compact	yes, 120V	yes	49,90 kΩ		
			500	1	1	series	28000125	LCAI 35W 350-900mA ECO SR	independent	yes, 120V	yes	49,90 kΩ		
			500	1	1	series	28000191	LCI 20W 350mA-900mA TOP C	inbuilt compact	yes, 60V	no	49,90 kΩ		
			500	1	1	series	28000192	LCI 20W 350mA-900mA TOP SR	independent	yes, 60V	no	49,90 kΩ		
			500	1	1	series	28000193	LCI 35W 350mA-900mA TOP C	inbuilt compact	yes, 120V	no	49,90 kΩ		
			500	1	1	series	28000194	LCI 35W 350mA-900mA TOP SR	independent	yes, 120V	no	49,90 kΩ		
			500	1	1	series	87500221	LCI 20W 500mA TEC Ip	inbuilt linear	yes, 60V	no	n.a.		
			500	1	1	series	87500188	LCI 20W 500mA TEC C	inbuilt compact	yes, 60V	no	n.a.		
			500	1	1	series	87500189	LCI 20W 500mA TEC SR	independent	yes, 60V	no	n.a.		
			700	1	1	series	28000124	LCAI 35W 350-900mA ECO C	inbuilt compact	yes, 120V	yes	22,00 kΩ		
			700	1	1	series	28000125	LCAI 35W 350-900mA ECO SR	independent	yes, 120V	yes	22,00 kΩ		
			700	1	1	series	28000193	LCI 35W 350mA-900mA TOP C	inbuilt compact	yes, 120V	no	22,00 kΩ		
			700	1	1	series	28000194	LCI 35W 350mA-900mA TOP SR	independent	yes, 120V	no	22,00 kΩ		
			700	1	1	series	87500225	LCI 35W 700mA TEC Ip	inbuilt linear	yes, 120V	no	n.a.		
			700	1	1	series	87500196	LCI 35W 700mA TEC C	inbuilt compact	yes, 120V	no	n.a.		
			700	1	1	series	87500197	LCI 35W 700mA TEC SR	independent	yes, 60V	no	n.a.		
			700	2	2	series	87500227	LCI 60W 700mA TEC Ip	inbuilt linear	yes, 120V	no	n.a.		
			700	2	2	series	87500200	LCI 60W 700mA TEC C	inbuilt compact	yes, 120V	no	n.a.		
			700	2	2	series	87500201	LCI 60W 700mA TEC SR	independent	yes, 120V	no	n.a.		
			89601739	SLE G2 LES26 4000K COI	700	1	1	series	28000124	LCAI 35W 350-900mA ECO C	inbuilt compact	yes, 120V	yes	22,00 kΩ
					700	1	1	series	28000125	LCAI 35W 350-900mA ECO SR	independent	yes, 120V	yes	22,00 kΩ
					700	1	1	series	28000193	LCI 35W 350mA-900mA TOP C	inbuilt compact	yes, 120V	no	22,00 kΩ
					700	1	1	series	28000194	LCI 35W 350mA-900mA TOP SR	independent	yes, 120V	no	22,00 kΩ
					700	1	1	series	87500225	LCI 35W 700mA TEC Ip	inbuilt linear	yes, 120V	no	n.a.
					700	1	1	series	87500196	LCI 35W 700mA TEC C	inbuilt compact	yes, 120V	no	n.a.
					700	1	1	series	87500197	LCI 35W 700mA TEC SR	independent	yes, 60V	no	n.a.
	700	2			2	series	87500227	LCI 60W 700mA TEC Ip	inbuilt linear	yes, 120V	no	n.a.		
	700	2			2	series	87500200	LCI 60W 700mA TEC C	inbuilt compact	yes, 120V	no	n.a.		
	700	2			2	series	87500201	LCI 60W 700mA TEC SR	independent	yes, 120V	no	n.a.		
	1050	1			1	series	28000128	LCAI 55W 900-1750mA ECO C	inbuilt compact	yes, 60V	yes	56,00 kΩ		
	1050	1			1	series	28000129	LCAI 55W 900-1750mA ECO SR	independent	yes, 60V	yes	56,00 kΩ		
	1050	1			1	series	28000139	LCAI 65W 900-1750mA ECO Ip	inbuilt linear	yes, 120V	yes	56,00 kΩ		
	1050	1			1	series	28000199	LCI 55W 900mA-1750mA TOP C	inbuilt compact	yes, 60V	no	56,00 kΩ		
	1050	1			1	series	28000200	LCI 55W 900mA-1750mA TOP SR	independent	yes, 60V	no	56,00 kΩ		
	1050	1			1	series	87500247	LCI 42W 1050mA TEC C	inbuilt compact	yes, 60V	no	n.a.		
	1050	1			1	series	87500228	LCI 60W 1050mA TEC Ip	inbuilt linear	yes, 120V	no	n.a.		
	1050	1			1	series	87500202	LCI 60W 1050mA TEC C	inbuilt compact	yes, 120V	no	n.a.		
	1050	1			1	series	87500203	LCI 60W 1050mA TEC SR	independent	yes, 120V	no	n.a.		
	28000268	STARK-DLE-G2-LES65-2000-830-CLA	350	1	1	series	28000132	LCAI 20W 150-400mA ECO Ip	inbuilt linear	yes, 60V	yes	12,00 kΩ		
			350	1	1	series	28000122	LCAI 20W 350-900mA ECO C	inbuilt compact	yes, 60V	yes	open circuit		
			350	1	1	series	28000123	LCAI 20W 350-900mA ECO SR	independent	yes, 60V	yes	open circuit		
			350	3	3	series	28000133	LCAI 35W 150-400mA ECO Ip	inbuilt linear	no	yes	12,00 kΩ		
			350	2	3	series	28000124	LCAI 35W 350-900mA ECO C	inbuilt compact	yes, 120V	yes	open circuit		
			350	2	3	series	28000125	LCAI 35W 350-900mA ECO SR	independent	yes, 120V	yes	open circuit		
			350	3	5	series	86459431	LCAI 050/0350	inbuilt linear	no	yes	n.a.		
350			4	7	series	28000134	LCAI 65W 150-400mA ECO Ip	inbuilt linear	no	yes	12,00 kΩ			


## LED System Matrix

Image	Article no.	Module	Current	Min.	Max.	Wiring	Article no.	Control gear	Application	SELV	Dimmable	Resistor value
			350	6	8	series	28000211 86459393	LCAI 080/0350	inbuilt linear	no	yes	n.a.
			350	1	1	series	28000189	LCI 10W 150mA-400mA TOP C	inbuilt compact	yes, 60V	no	12,00 kΩ
			350	1	1	series	28000190	LCI 10W 350mA-900mA TOP C	inbuilt compact	yes, 60V	no	open circuit
			350	1	1	series	28000205	LCI 20W 150mA-400mA TOP Ip	inbuilt linear	yes, 60V	no	12,00 kΩ
			350	1	1	series	28000191	LCI 20W 350mA-900mA TOP C	inbuilt compact	yes, 60V	no	open circuit
			350	1	1	series	28000192	LCI 20W 350mA-900mA TOP SR	independent	yes, 60V	no	open circuit
			350	2	3	series	28000193	LCI 35W 350mA-900mA TOP C	inbuilt compact	yes, 120V	no	open circuit
			350	2	3	series	28000194	LCI 35W 350mA-900mA TOP SR	independent	yes, 120V	no	open circuit
			350	3	5	series	28000159	LCI 050/0350 I010	inbuilt linear	no	no	n.a.
			350	6	8	series	28000093	LCI 080/0350 I010	inbuilt linear	no	no	n.a.
			350	1	1	series	87500219	LCI 10W 350mA TEC Ip	inbuilt linear	yes, 60V	no	n.a.
			350	1	1	series	87500239	LCI 10W 350mA TEC C	inbuilt compact	yes, 60V	no	n.a.
			350	1	1	series	87500240	LCI 10W 350mA TEC SR	inbuilt compact	yes, 60V	no	n.a.
			350	2	2	series	87500220	LCI 20W 350mA TEC Ip	inbuilt linear	yes, 120V	no	n.a.
			350	2	2	series	87500079	LCI 20W 350mA TEC C	inbuilt compact	yes, 120V	no	n.a.
			350	2	2	series	87500187	LCI 20W 350mA TEC SR	independent	yes, 120V	no	n.a.
			350	3	3	series	87500223	LCI 35W 350mA TEC Ip	inbuilt linear	yes, 120V	no	n.a.
			350	3	3	series	87500192	LCI 35W 350mA TEC C	inbuilt compact	yes, 120V	no	n.a.
			350	3	3	series	87500193	LCI 35W 350mA TEC SR	independent	yes, 120V	no	n.a.
			350	1	1	series	89800255	LCBI 15W 350mA BASIC phase-cut Ip	inbuilt linear	yes, 60V	phase-cut	n.a.
			350	1	1	series	89800266	LCBI 15W 350mA BASIC phase-cut SR	independent	yes, 60V	phase-cut	n.a.
			350	1	1	series	89800277	LCI 15W 350mA stepDIM Ip	inbuilt linear	yes, 60V	phase-cut	n.a.
			700	1	1	series	28000122	LCAI 20W 350-900mA ECO C	inbuilt compact	yes, 60V	yes	BLO
			700	1	1	series	28000123	LCAI 20W 350-900mA ECO SR	independent	yes, 60V	yes	BLO
			700	1	1	series	28000124	LCAI 35W 350-900mA ECO C	inbuilt compact	yes, 120V	yes	BLO
			700	1	1	series	28000125	LCAI 35W 350-900mA ECO SR	independent	yes, 120V	yes	BLO
			700	1	1	series	28000191	LCI 20W 350mA-900mA TOP C	inbuilt compact	yes, 60V	no	BLO
			700	1	1	series	28000192	LCI 20W 350mA-900mA TOP SR	independent	yes, 60V	no	BLO
			700	1	1	series	28000193	LCI 35W 350mA-900mA TOP C	inbuilt compact	yes, 120V	no	BLO
			700	1	1	series	28000194	LCI 35W 350mA-900mA TOP SR	independent	yes, 120V	no	BLO
	28000269	STARK-DLE-G2-LES65-2000-840-CLA	350	1	1	series	28000132	LCAI 20W 150-400mA ECO Ip	inbuilt linear	yes, 60V	yes	12,00 kΩ
			350	1	1	series	28000122	LCAI 20W 350-900mA ECO C	inbuilt compact	yes, 60V	yes	open circuit
			350	1	1	series	28000123	LCAI 20W 350-900mA ECO SR	independent	yes, 60V	yes	open circuit
			350	3	3	series	28000133	LCAI 35W 150-400mA ECO Ip	inbuilt linear	no	yes	12,00 kΩ
			350	2	3	series	28000124	LCAI 35W 350-900mA ECO C	inbuilt compact	yes, 120V	yes	open circuit
			350	2	3	series	28000125	LCAI 35W 350-900mA ECO SR	independent	yes, 120V	yes	open circuit
			350	3	5	series	86459431	LCAI 050/0350	inbuilt linear	no	yes	n.a.
			350	4	7	series	28000134	LCAI 65W 150-400mA ECO Ip	inbuilt linear	no	yes	12,00 kΩ
			350	6	8	series	28000211 86459393	LCAI 080/0350	inbuilt linear	no	yes	n.a.
			350	1	1	series	28000189	LCI 10W 150mA-400mA TOP C	inbuilt compact	yes, 60V	no	12,00 kΩ
			350	1	1	series	28000190	LCI 10W 350mA-900mA TOP C	inbuilt compact	yes, 60V	no	open circuit
			350	1	1	series	28000205	LCI 20W 150mA-400mA TOP Ip	inbuilt linear	yes, 60V	no	12,00 kΩ
			350	1	1	series	28000191	LCI 20W 350mA-900mA TOP C	inbuilt compact	yes, 60V	no	open circuit
			350	1	1	series	28000192	LCI 20W 350mA-900mA TOP SR	independent	yes, 60V	no	open circuit
			350	2	3	series	28000193	LCI 35W 350mA-900mA TOP C	inbuilt compact	yes, 120V	no	open circuit
			350	2	3	series	28000194	LCI 35W 350mA-900mA TOP SR	independent	yes, 120V	no	open circuit
			350	3	5	series	28000159	LCI 050/0350 I010	inbuilt linear	no	no	n.a.

## LED System Matrix

Image	Article no.	Module	Current	Min.	Max.	Wiring	Article no.	Control gear	Application	SELV	Dimmable	Resistor value
			350	6	8	series	28000093	LCI 080/0350 I010	inbuilt linear	no	no	n.a.
			350	1	1	series	87500219	LCI 10W 350mA TEC Ip	inbuilt linear	yes, 60V	no	n.a.
			350	1	1	series	87500239	LCI 10W 350mA TEC C	inbuilt compact	yes, 60V	no	n.a.
			350	1	1	series	87500240	LCI 10W 350mA TEC SR	inbuilt compact	yes, 60V	no	n.a.
			350	2	2	series	87500220	LCI 20W 350mA TEC Ip	inbuilt linear	yes, 120V	no	n.a.
			350	2	2	series	87500079	LCI 20W 350mA TEC C	inbuilt compact	yes, 120V	no	n.a.
			350	2	2	series	87500187	LCI 20W 350mA TEC SR	independent	yes, 120V	no	n.a.
			350	3	3	series	87500223	LCI 35W 350mA TEC Ip	inbuilt linear	yes, 120V	no	n.a.
			350	3	3	series	87500192	LCI 35W 350mA TEC C	inbuilt compact	yes, 120V	no	n.a.
			350	3	3	series	87500193	LCI 35W 350mA TEC SR	independent	yes, 120V	no	n.a.
			350	1	1	series	89800255	LCBI 15W 350mA BASIC phase-cut Ip	inbuilt linear	yes, 60V	phase-cut	n.a.
			350	1	1	series	89800266	LCBI 15W 350mA BASIC phase-cut SR	independent	yes, 60V	phase-cut	n.a.
			350	1	1	series	89800277	LCI 15W 350mA stepDIM Ip	inbuilt linear	yes, 60V	phase-cut	n.a.
			700	1	1	series	28000122	LCAI 20W 350-900mA ECO C	inbuilt compact	yes, 60V	yes	BLO
			700	1	1	series	28000123	LCAI 20W 350-900mA ECO SR	independent	yes, 60V	yes	BLO
			700	1	1	series	28000124	LCAI 35W 350-900mA ECO C	inbuilt compact	yes, 120V	yes	BLO
			700	1	1	series	28000125	LCAI 35W 350-900mA ECO SR	independent	yes, 120V	yes	BLO
			700	1	1	series	28000191	LCI 20W 350mA-900mA TOP C	inbuilt compact	yes, 60V	no	BLO
			700	1	1	series	28000192	LCI 20W 350mA-900mA TOP SR	independent	yes, 60V	no	BLO
			700	1	1	series	28000193	LCI 35W 350mA-900mA TOP C	inbuilt compact	yes, 120V	no	BLO
			700	1	1	series	28000194	LCI 35W 350mA-900mA TOP SR	independent	yes, 120V	no	BLO
	28000270	STARK-DLE-G2-LES65-3000-830-CLA	350	1	1	series	28000132	LCAI 20W 150-400mA ECO Ip	inbuilt linear	yes, 60V	yes	12,00 kΩ
			350	1	1	series	28000122	LCAI 20W 350-900mA ECO C	inbuilt compact	yes, 60V	yes	open circuit
			350	1	1	series	28000123	LCAI 20W 350-900mA ECO SR	independent	yes, 60V	yes	open circuit
			350	2	2	series	28000133	LCAI 35W 150-400mA ECO Ip	inbuilt linear	no	yes	12,00 kΩ
			350	1	1	series	28000124	LCAI 35W 350-900mA ECO C	inbuilt compact	yes, 120V	yes	open circuit
			350	1	1	series	28000125	LCAI 35W 350-900mA ECO SR	independent	yes, 120V	yes	open circuit
			350	2	2	series	86459431	LCAI 050/0350	inbuilt linear	no	yes	n.a.
			350	3	3	series	28000134	LCAI 65W 150-400mA ECO Ip	inbuilt linear	no	yes	12,00 kΩ
			350	3	4	series	28000211	LCAI 080/0350	inbuilt linear	no	yes	n.a.
						86459393						
			350	1	1	series	28000193	LCI 35W 350mA-900mA TOP C	inbuilt compact	yes, 120V	no	open circuit
			350	1	1	series	28000194	LCI 35W 350mA-900mA TOP SR	independent	yes, 120V	no	open circuit
			350	2	2	series	28000159	LCI 050/0350 I010	inbuilt linear	no	no	n.a.
			350	3	4	series	28000093	LCI 080/0350 I010	inbuilt linear	no	no	n.a.
			350	1	1	series	87500220	LCI 20W 350mA TEC Ip	inbuilt linear	yes, 120V	no	n.a.
			350	1	1	series	87500079	LCI 20W 350mA TEC C	inbuilt compact	yes, 120V	no	n.a.
			350	1	1	series	87500187	LCI 20W 350mA TEC SR	independent	yes, 120V	no	n.a.
			350	2	2	series	87500223	LCI 35W 350mA TEC Ip	inbuilt linear	yes, 120V	no	n.a.
			350	2	2	series	87500192	LCI 35W 350mA TEC C	inbuilt compact	yes, 120V	no	n.a.
			350	2	2	series	87500193	LCI 35W 350mA TEC SR	independent	yes, 120V	no	n.a.
			550	1	1	series	28000124	LCAI 35W 350-900mA ECO C	inbuilt compact	yes, 120V	yes	BLO
			550	1	1	series	28000125	LCAI 35W 350-900mA ECO SR	independent	yes, 120V	yes	BLO
			550	1	1	series	28000193	LCI 35W 350mA-900mA TOP C	inbuilt compact	yes, 120V	no	BLO
			550	1	1	series	28000194	LCI 35W 350mA-900mA TOP SR	independent	yes, 120V	no	BLO

## LED System Matrix

Image	Article no.	Module	Current	Min.	Max.	Wiring	Article no.	Control gear	Application	SELV	Dimmable	Resistor value		
	28000271	STARK-DLE-G2-LES65-3000-840-CLA	350	1	1	series	28000132	LCAI 20W 150-400mA ECO Ip	inbuilt linear	yes, 60V	yes	12,00 kΩ		
			350	1	1	series	28000122	LCAI 20W 350-900mA ECO C	inbuilt compact	yes, 60V	yes	open circuit		
			350	1	1	series	28000123	LCAI 20W 350-900mA ECO SR	independent	yes, 60V	yes	open circuit		
			350	2	2	series	28000133	LCAI 35W 150-400mA ECO Ip	inbuilt linear	no	yes	12,00 kΩ		
			350	1	1	series	28000124	LCAI 35W 350-900mA ECO C	inbuilt compact	yes, 120V	yes	open circuit		
			350	1	1	series	28000125	LCAI 35W 350-900mA ECO SR	independent	yes, 120V	yes	open circuit		
			350	2	2	series	86459431	LCAI 050/0350	inbuilt linear	no	yes	n.a.		
			350	3	3	series	28000134	LCAI 65W 150-400mA ECO Ip	inbuilt linear	no	yes	12,00 kΩ		
			350	3	4	series	28000211	LCAI 080/0350	inbuilt linear	no	yes	n.a.		
			86459393											
			350	1	1	series	28000193	LCI 35W 350mA-900mA TOP C	inbuilt compact	yes, 120V	no	open circuit		
			350	1	1	series	28000194	LCI 35W 350mA-900mA TOP SR	independent	yes, 120V	no	open circuit		
			350	2	2	series	28000159	LCI 050/0350 I010	inbuilt linear	no	no	n.a.		
			350	3	4	series	28000093	LCI 080/0350 I010	inbuilt linear	no	no	n.a.		
			350	1	1	series	87500220	LCI 20W 350mA TEC Ip	inbuilt linear	yes, 120V	no	n.a.		
			350	1	1	series	87500079	LCI 20W 350mA TEC C	inbuilt compact	yes, 120V	no	n.a.		
			350	1	1	series	87500187	LCI 20W 350mA TEC SR	independent	yes, 120V	no	n.a.		
			350	2	2	series	87500223	LCI 35W 350mA TEC Ip	inbuilt linear	yes, 120V	no	n.a.		
			350	2	2	series	87500192	LCI 35W 350mA TEC C	inbuilt compact	yes, 120V	no	n.a.		
			350	2	2	series	87500193	LCI 35W 350mA TEC SR	independent	yes, 120V	no	n.a.		
	550	1	1	series	28000124	LCAI 35W 350-900mA ECO C	inbuilt compact	yes, 120V	yes	BLO				
	550	1	1	series	28000125	LCAI 35W 350-900mA ECO SR	independent	yes, 120V	yes	BLO				
	550	1	1	series	28000193	LCI 35W 350mA-900mA TOP C	inbuilt compact	yes, 120V	no	BLO				
	550	1	1	series	28000194	LCI 35W 350mA-900mA TOP SR	independent	yes, 120V	no	BLO				
	28000264	STARK-DLE-PURE-G2-LES65-2000-830-CLA	350	1	1	series	28000132	LCAI 20W 150-400mA ECO Ip	inbuilt linear	yes, 60V	yes	12,00 kΩ		
			350	1	1	series	28000122	LCAI 20W 350-900mA ECO C	inbuilt compact	yes, 60V	yes	open circuit		
			350	1	1	series	28000123	LCAI 20W 350-900mA ECO SR	independent	yes, 60V	yes	open circuit		
			350	3	3	series	28000133	LCAI 35W 150-400mA ECO Ip	inbuilt linear	no	yes	12,00 kΩ		
			350	2	3	series	28000124	LCAI 35W 350-900mA ECO C	inbuilt compact	yes, 120V	yes	open circuit		
			350	2	3	series	28000125	LCAI 35W 350-900mA ECO SR	independent	yes, 120V	yes	open circuit		
			350	3	5	series	86459431	LCAI 050/0350	inbuilt linear	no	yes	n.a.		
			350	4	7	series	28000134	LCAI 65W 150-400mA ECO Ip	inbuilt linear	no	yes	12,00 kΩ		
			350	6	8	series	28000211	LCAI 080/0350	inbuilt linear	no	yes	n.a.		
			86459393											
			350	1	1	series	28000189	LCI 10W 150mA-400mA TOP C	inbuilt compact	yes, 60V	no	12,00 kΩ		
			350	1	1	series	28000190	LCI 10W 350mA-900mA TOP C	inbuilt compact	yes, 60V	no	open circuit		
			350	1	1	series	28000205	LCI 20W 150mA-400mA TOP Ip	inbuilt linear	yes, 60V	no	12,00 kΩ		
			350	1	1	series	28000191	LCI 20W 350mA-900mA TOP C	inbuilt compact	yes, 60V	no	open circuit		
			350	1	1	series	28000192	LCI 20W 350mA-900mA TOP SR	independent	yes, 60V	no	open circuit		
			350	2	3	series	28000193	LCI 35W 350mA-900mA TOP C	inbuilt compact	yes, 120V	no	open circuit		
350			2	3	series	28000194	LCI 35W 350mA-900mA TOP SR	independent	yes, 120V	no	open circuit			
350			3	5	series	28000159	LCI 050/0350 I010	inbuilt linear	no	no	n.a.			
350			6	8	series	28000093	LCI 080/0350 I010	inbuilt linear	no	no	n.a.			
350			1	1	series	87500219	LCI 10W 350mA TEC Ip	inbuilt linear	yes, 60V	no	n.a.			
350	1	1	series	87500239	LCI 10W 350mA TEC C	inbuilt compact	yes, 60V	no	n.a.					
350	1	1	series	87500240	LCI 10W 350mA TEC SR	inbuilt compact	yes, 60V	no	n.a.					
350	2	2	series	87500220	LCI 20W 350mA TEC Ip	inbuilt linear	yes, 120V	no	n.a.					
350	2	2	series	87500079	LCI 20W 350mA TEC C	inbuilt compact	yes, 120V	no	n.a.					
350	2	2	series	87500187	LCI 20W 350mA TEC SR	independent	yes, 120V	no	n.a.					

## LED System Matrix

Image	Article no.	Module	Current	Min.	Max.	Wiring	Article no.	Control gear	Application	SELV	Dimmable	Resistor value
			350	3	3	series	87500223	LCI 35W 350mA TEC Ip	inbuilt linear	yes, 120V	no	n.a.
			350	3	3	series	87500192	LCI 35W 350mA TEC C	inbuilt compact	yes, 120V	no	n.a.
			350	3	3	series	87500193	LCI 35W 350mA TEC SR	independent	yes, 120V	no	n.a.
			350	1	1	series	89800255	LCBI 15W 350mA BASIC phase-cut Ip	inbuilt linear	yes, 60V	phase-cut	n.a.
			350	1	1	series	89800266	LCBI 15W 350mA BASIC phase-cut SR	independent	yes, 60V	phase-cut	n.a.
			350	1	1	series	89800277	LCI 15W 350mA stepDIM Ip	inbuilt linear	yes, 60V	phase-cut	n.a.
			700	1	1	series	28000122	LCAI 20W 350-900mA ECO C	inbuilt compact	yes, 60V	yes	BLO
			700	1	1	series	28000123	LCAI 20W 350-900mA ECO SR	independent	yes, 60V	yes	BLO
			700	1	1	series	28000124	LCAI 35W 350-900mA ECO C	inbuilt compact	yes, 120V	yes	BLO
			700	1	1	series	28000125	LCAI 35W 350-900mA ECO SR	independent	yes, 120V	yes	BLO
			700	1	1	series	28000191	LCI 20W 350mA-900mA TOP C	inbuilt compact	yes, 60V	no	BLO
			700	1	1	series	28000192	LCI 20W 350mA-900mA TOP SR	independent	yes, 60V	no	BLO
			700	1	1	series	28000193	LCI 35W 350mA-900mA TOP C	inbuilt compact	yes, 120V	no	BLO
			700	1	1	series	28000194	LCI 35W 350mA-900mA TOP SR	independent	yes, 120V	no	BLO
	28000265	STARK-DLE-PURE-G2-LES65-2000-840-CLA	350	1	1	series	28000132	LCAI 20W 150-400mA ECO Ip	inbuilt linear	yes, 60V	yes	12,00 kΩ
			350	1	1	series	28000122	LCAI 20W 350-900mA ECO C	inbuilt compact	yes, 60V	yes	open circuit
			350	1	1	series	28000123	LCAI 20W 350-900mA ECO SR	independent	yes, 60V	yes	open circuit
			350	3	3	series	28000133	LCAI 35W 150-400mA ECO Ip	inbuilt linear	no	yes	12,00 kΩ
			350	2	3	series	28000124	LCAI 35W 350-900mA ECO C	inbuilt compact	yes, 120V	yes	open circuit
			350	2	3	series	28000125	LCAI 35W 350-900mA ECO SR	independent	yes, 120V	yes	open circuit
			350	3	5	series	86459431	LCAI 050/0350	inbuilt linear	no	yes	n.a.
			350	4	7	series	28000134	LCAI 65W 150-400mA ECO Ip	inbuilt linear	no	yes	12,00 kΩ
			350	6	8	series	28000211	LCAI 080/0350	inbuilt linear	no	yes	n.a.
							86459393					
			350	1	1	series	28000189	LCI 10W 150mA-400mA TOP C	inbuilt compact	yes, 60V	no	12,00 kΩ
			350	1	1	series	28000190	LCI 10W 350mA-900mA TOP C	inbuilt compact	yes, 60V	no	open circuit
			350	1	1	series	28000205	LCI 20W 150mA-400mA TOP Ip	inbuilt linear	yes, 60V	no	12,00 kΩ
			350	1	1	series	28000191	LCI 20W 350mA-900mA TOP C	inbuilt compact	yes, 60V	no	open circuit
			350	1	1	series	28000192	LCI 20W 350mA-900mA TOP SR	independent	yes, 60V	no	open circuit
			350	2	3	series	28000193	LCI 35W 350mA-900mA TOP C	inbuilt compact	yes, 120V	no	open circuit
			350	2	3	series	28000194	LCI 35W 350mA-900mA TOP SR	independent	yes, 120V	no	open circuit
			350	3	5	series	28000159	LCI 050/0350 I010	inbuilt linear	no	no	n.a.
			350	6	8	series	28000093	LCI 080/0350 I010	inbuilt linear	no	no	n.a.
			350	1	1	series	87500219	LCI 10W 350mA TEC Ip	inbuilt linear	yes, 60V	no	n.a.
			350	1	1	series	87500239	LCI 10W 350mA TEC C	inbuilt compact	yes, 60V	no	n.a.
			350	1	1	series	87500240	LCI 10W 350mA TEC SR	inbuilt compact	yes, 60V	no	n.a.
			350	2	2	series	87500220	LCI 20W 350mA TEC Ip	inbuilt linear	yes, 120V	no	n.a.
			350	2	2	series	87500079	LCI 20W 350mA TEC C	inbuilt compact	yes, 120V	no	n.a.
			350	2	2	series	87500187	LCI 20W 350mA TEC SR	independent	yes, 120V	no	n.a.
			350	3	3	series	87500223	LCI 35W 350mA TEC Ip	inbuilt linear	yes, 120V	no	n.a.
			350	3	3	series	87500192	LCI 35W 350mA TEC C	inbuilt compact	yes, 120V	no	n.a.
			350	3	3	series	87500193	LCI 35W 350mA TEC SR	independent	yes, 120V	no	n.a.
			350	1	1	series	89800255	LCBI 15W 350mA BASIC phase-cut Ip	inbuilt linear	yes, 60V	phase-cut	n.a.
			350	1	1	series	89800266	LCBI 15W 350mA BASIC phase-cut SR	independent	yes, 60V	phase-cut	n.a.
			350	1	1	series	89800277	LCI 15W 350mA stepDIM Ip	inbuilt linear	yes, 60V	phase-cut	n.a.
			700	1	1	series	28000122	LCAI 20W 350-900mA ECO C	inbuilt compact	yes, 60V	yes	BLO
			700	1	1	series	28000123	LCAI 20W 350-900mA ECO SR	independent	yes, 60V	yes	BLO
			700	1	1	series	28000124	LCAI 35W 350-900mA ECO C	inbuilt compact	yes, 120V	yes	BLO

## LED System Matrix

Image	Article no.	Module	Current	Min.	Max.	Wiring	Article no.	Control gear	Application	SELV	Dimmable	Resistor value
			700	1	1	series	28000125	LCAI 35W 350-900mA ECO SR	independent	yes, 120V	yes	BLO
			700	1	1	series	28000191	LCI 20W 350mA-900mA TOP C	inbuilt compact	yes, 60V	no	BLO
			700	1	1	series	28000192	LCI 20W 350mA-900mA TOP SR	independent	yes, 60V	no	BLO
			700	1	1	series	28000193	LCI 35W 350mA-900mA TOP C	inbuilt compact	yes, 120V	no	BLO
			700	1	1	series	28000194	LCI 35W 350mA-900mA TOP SR	independent	yes, 120V	no	BLO
	28000266	STARK-DLE-PURE-G2-LES65-3000-830-CLA	350	1	1	series	28000132	LCAI 20W 150-400mA ECO Ip	inbuilt linear	yes, 60V	yes	12,00 kΩ
			350	1	1	series	28000122	LCAI 20W 350-900mA ECO C	inbuilt compact	yes, 60V	yes	open circuit
			350	1	1	series	28000123	LCAI 20W 350-900mA ECO SR	independent	yes, 60V	yes	open circuit
			350	2	2	series	28000133	LCAI 35W 150-400mA ECO Ip	inbuilt linear	no	yes	12,00 kΩ
			350	1	1	series	28000124	LCAI 35W 350-900mA ECO C	inbuilt compact	yes, 120V	yes	open circuit
			350	1	1	series	28000125	LCAI 35W 350-900mA ECO SR	independent	yes, 120V	yes	open circuit
			350	2	2	series	86459431	LCAI 050/0350	inbuilt linear	no	yes	n.a.
			350	3	3	series	28000134	LCAI 65W 150-400mA ECO Ip	inbuilt linear	no	yes	12,00 kΩ
			350	3	4	series	28000211	LCAI 080/0350	inbuilt linear	no	yes	n.a.
							86459393					
			350	1	1	series	28000193	LCI 35W 350mA-900mA TOP C	inbuilt compact	yes, 120V	no	open circuit
			350	1	1	series	28000194	LCI 35W 350mA-900mA TOP SR	independent	yes, 120V	no	open circuit
			350	2	2	series	28000159	LCI 050/0350 I010	inbuilt linear	no	no	n.a.
			350	3	4	series	28000093	LCI 080/0350 I010	inbuilt linear	no	no	n.a.
			350	1	1	series	87500220	LCI 20W 350mA TEC Ip	inbuilt linear	yes, 120V	no	n.a.
			350	1	1	series	87500079	LCI 20W 350mA TEC C	inbuilt compact	yes, 120V	no	n.a.
			350	1	1	series	87500187	LCI 20W 350mA TEC SR	independent	yes, 120V	no	n.a.
			350	2	2	series	87500223	LCI 35W 350mA TEC Ip	inbuilt linear	yes, 120V	no	n.a.
			350	2	2	series	87500192	LCI 35W 350mA TEC C	inbuilt compact	yes, 120V	no	n.a.
			350	2	2	series	87500193	LCI 35W 350mA TEC SR	independent	yes, 120V	no	n.a.
			550	1	1	series	28000124	LCAI 35W 350-900mA ECO C	inbuilt compact	yes, 120V	yes	BLO
			550	1	1	series	28000125	LCAI 35W 350-900mA ECO SR	independent	yes, 120V	yes	BLO
			550	1	1	series	28000193	LCI 35W 350mA-900mA TOP C	inbuilt compact	yes, 120V	no	BLO
			550	1	1	series	28000194	LCI 35W 350mA-900mA TOP SR	independent	yes, 120V	no	BLO
			700	1	1	series	28000124	LCAI 35W 350-900mA ECO C	inbuilt compact	yes, 120V	yes	22,00 kΩ
			700	1	1	series	28000125	LCAI 35W 350-900mA ECO SR	independent	yes, 120V	yes	22,00 kΩ
	28000267	STARK-DLE-PURE-G2-LES65-3000-840-CLA	350	1	1	series	28000132	LCAI 20W 150-400mA ECO Ip	inbuilt linear	yes, 60V	yes	12,00 kΩ
			350	1	1	series	28000122	LCAI 20W 350-900mA ECO C	inbuilt compact	yes, 60V	yes	open circuit
			350	1	1	series	28000123	LCAI 20W 350-900mA ECO SR	independent	yes, 60V	yes	open circuit
			350	2	2	series	28000133	LCAI 35W 150-400mA ECO Ip	inbuilt linear	no	yes	12,00 kΩ
			350	1	1	series	28000124	LCAI 35W 350-900mA ECO C	inbuilt compact	yes, 120V	yes	open circuit
			350	1	1	series	28000125	LCAI 35W 350-900mA ECO SR	independent	yes, 120V	yes	open circuit
			350	2	2	series	86459431	LCAI 050/0350	inbuilt linear	no	yes	n.a.
			350	3	3	series	28000134	LCAI 65W 150-400mA ECO Ip	inbuilt linear	no	yes	12,00 kΩ
			350	3	4	series	28000211	LCAI 080/0350	inbuilt linear	no	yes	n.a.
							86459393					
			350	1	1	series	28000193	LCI 35W 350mA-900mA TOP C	inbuilt compact	yes, 120V	no	open circuit
			350	1	1	series	28000194	LCI 35W 350mA-900mA TOP SR	independent	yes, 120V	no	open circuit
			350	2	2	series	28000159	LCI 050/0350 I010	inbuilt linear	no	no	n.a.
			350	3	4	series	28000093	LCI 080/0350 I010	inbuilt linear	no	no	n.a.
			350	1	1	series	87500220	LCI 20W 350mA TEC Ip	inbuilt linear	yes, 120V	no	n.a.
			350	1	1	series	87500079	LCI 20W 350mA TEC C	inbuilt compact	yes, 120V	no	n.a.
			350	1	1	series	87500187	LCI 20W 350mA TEC SR	independent	yes, 120V	no	n.a.



## LED System Matrix

Image	Article no.	Module	Current	Min.	Max.	Wiring	Article no.	Control gear	Application	SELV	Dimmable	Resistor value
			350	2	2	series	87500223	LCI 35W 350mA TEC Ip	inbuilt linear	yes, 120V	no	n.a.
			350	2	2	series	87500192	LCI 35W 350mA TEC C	inbuilt compact	yes, 120V	no	n.a.
			350	2	2	series	87500193	LCI 35W 350mA TEC SR	independent	yes, 120V	no	n.a.
			550	1	1	series	28000124	LCAI 35W 350-900mA ECO C	inbuilt compact	yes, 120V	yes	BLO
			550	1	1	series	28000125	LCAI 35W 350-900mA ECO SR	independent	yes, 120V	yes	BLO
			550	1	1	series	28000193	LCI 35W 350mA-900mA TOP C	inbuilt compact	yes, 120V	no	BLO
			550	1	1	series	28000194	LCI 35W 350mA-900mA TOP SR	independent	yes, 120V	no	BLO
			700	1	1	series	28000124	LCAI 35W 350-900mA ECO C	inbuilt compact	yes, 120V	yes	22,00 kΩ
			700	1	1	series	28000125	LCAI 35W 350-900mA ECO SR	independent	yes, 120V	yes	22,00 kΩ

### Remarks:

  BLO (Best LED Operation) - resistor is already assembled on the module

  New entries since last version

All listed combinations are based on a typical ambient temperature of 25°C.