



Output	465 - 490 lumen
Beam Angle	25°, 36°
Color Temperature	2700K, 3000K
Color Metrics	CIE Metrics: CRI 95, R9 95 TM30 Metrics: Rf 90, Rg 100 Whiteness Index: Rw 100
Applications	Hotels & Hospitality Galleries & Museums High-End Retail



ENERGY EFFICIENCY

85% more energy efficient than standard halogen lamps, with typical payback of one year or less.

THERMAL COMPATIBILITY

Not suitable for use in enclosed, lensed, baffled, or deeply recessed fixtures. Designed to safely turn down in high temperature environments to protect LED and components.

ELECTRICAL COMPATIBILITY

Works with trailing edge and leading edge phase cut dimmers, 12V AC magnetic and electronic transformers and 12V DC transformers. Check individual lamp website pages for compatibility data. For more information visit: www.soraa.com.

INTENDED USE & LOCATION RATING

Intended for use in MR16 compatible recessed downlights, track lighting and other indoor applications. Suitable for damp locations, not rated for use in wet locations.

LIFETIME & WARRANTY

Rated lifetime to L70: 35,000hrs
Warranty: 3yrs or 25,000hrs whichever comes first
For warranty information visit: www.soraa.com/resources/legal



SORAA VIVID™

Soraa VIVID lamps offer beautiful and accurate color and white rendering across the entire visible spectrum, mimicking the natural range of sunlight to deliver unmatched quality of light for color critical applications.

POINT SOURCE OPTICS™

Point Source Optics deliver exceptional beam quality with crisp shadows, perfect uniformity and precisely controlled beam distributions from 25° to 36°.

SORAA VIVID COLOR™

Soraa VIVID lamps utilize full spectrum light to provide industry-leading color rendition of CRI/95, R9/95, Rf/90, Rg/100 for precise color reproduction.

SORAA NATURAL WHITE™

Soraa VIVID lamps are engineered to deliver outstanding whiteness rendering for true-to-life whites, which matches or exceeds incandescent sources at 2700K and 3000K.

FLICKER FREE™

Advanced drivers provide a flicker and noise free experience for enhanced comfort, achieving low levels of flicker in both dimmed and undimmed states.

GENERAL SPECIFICATIONS

Form Factor

Width: 50.1mm (1.97")
Height: 45.5mm (1.79")
Weight: 47g

Operating Temperature

Minimum: -40°C (ambient)
Typical: 90°C - 95°C (base)
Maximum: 100°C (base)

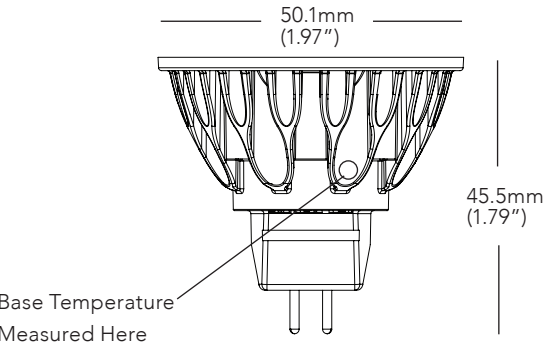
Electrical

Wattage: 9W
Power factor: 0.92
Voltage: 12V +/- 1.2V
Frequency: 50/60Hz

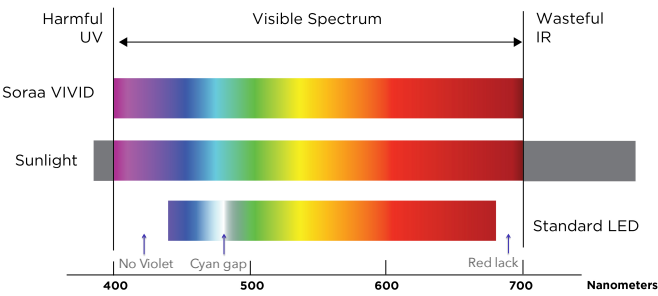
Dimming and Flicker

Dimmable to <20%
Flicker Index: 0.02
Percent Flicker: 5%

DIMENSIONS

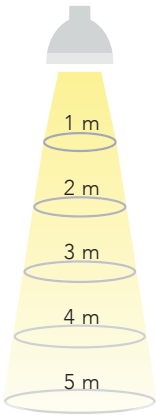


COLOR RENDERING



25 DEGREE BEAM

Beam Dia at 50% Intensity (m)	Field Dia at 10% Intensity (m)	Lux (% of Intensity)
0.4	0.7	100%
0.9	1.5	25%
1.3	2.2	11%
1.8	2.9	6%
2.2	3.6	4%



36 DEGREE BEAM

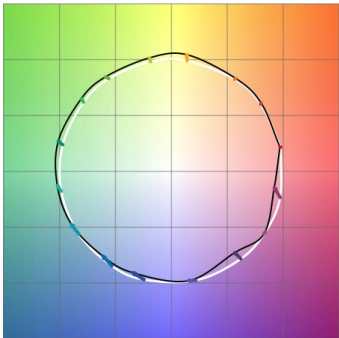
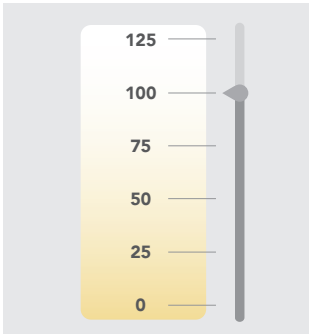
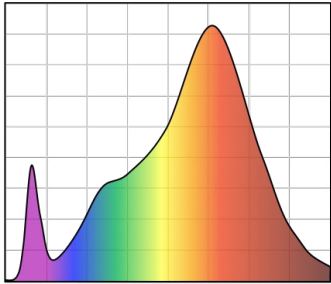
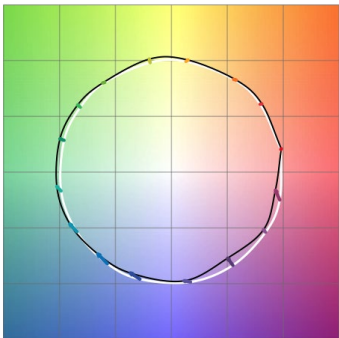
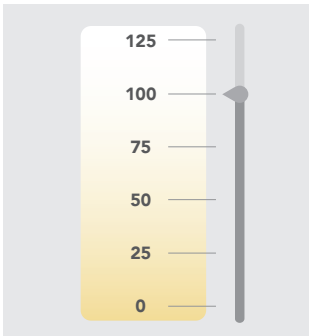
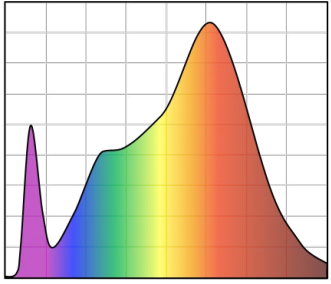
Beam Dia at 50% Intensity (m)	Field Dia at 10% Intensity (m)	Lux (% of Intensity)
0.6	1.1	100%
1.3	2.2	25%
1.9	3.3	11%
2.6	4.3	6%
3.2	5.4	4%

Note: Lux may be calculated by multiplying the Peak Intensity of the desired model number by the percentage in the tables above

SPECIFICATIONS BY MODEL NUMBER* SORAA LED MR16-GU5.3 9W 12V

Model #	Product Code	CCT (K)	Beam Angle	Field Angle	Peak Intensity	Total Flux (Lm)	90° Lumens	Efficacy (Lm/W)	McA
VIVID SERIES									
SM16-09-25D-927-03-S3	01221	2700	25	40	2570	465	440	52	3
SM16-09-36D-927-03-S3	01229	2700	36	57	1210	465	425	52	3
SM16-09-25D-930-03-S3	01225	3000	25	40	2700	490	465	54	3
SM16-09-36D-930-03-S3	01233	3000	36	57	1280	490	450	54	3

CCT: Correlated Color Temperature **McA**: White Point Accuracy in McA step
*Specifications are at stable warm operating conditions (25°C ambient)

SERIES/CCT	COLOR ACCURACY	WHITENESS INDEX	SPECTRAL POWER DISTRIBUTION
VIVID 2700K	 Rf: 90, Rg: 100, Rfh1: 95	 Rw: 100	 CRI: 95, R9: 95
VIVID 3000K	 Rf: 90, Rg: 100, Rfh1: 95	 Rw: 100	 CRI: 95, R9: 95

Rf: TM-30 metric measuring color fidelity (whether colors are similar to those under natural light). Rf is a more accurate version of the CRI Ra. Rf is 100 for natural light.
Rg: TM-30 metric measuring color gamut (whether colors are more saturated than under natural light). Rg is 100 for natural light.
Rfh1: TM-30 metric measuring color fidelity for red tones. Rfh1 is a more accurate version of the CRI R9. Rfh1 is 100 for natural light.
Rw: Sora-developed metric to measure white fidelity. Rw measures the magnitude of excitation of whitening agents within whites. Rw is about 100 for natural light.